

JCOP 4 P71 Security Target Lite

Security Target for JCOP 4 P71/SE050

Rev. 4.14 — 17 January 2024

Security target

NSCIB-2300172-01

Document information

Information	Content
Keywords	ASE, JCOP, Common Criteria, EAL6 augmented
Abstract	This document contains information to fulfill the requirements of the Common Criteria component ASE (Security Target) for the Evaluation of the JCOP 4 P71 developed and provided by NXP Semiconductors, Business Unit Security & Connectivity, according to the Common Criteria for Information Technology Security Evaluation Version 3.1 at EAL6 augmented



Revision history		
Rev	Date	Description
4.14	2024-01-17	ST-Lite based on ST Rev. 4.14
4.13	2023-12-15	ST-Lite based on ST Rev. 4.13
4.12	2023-09-26	ST-Lite based on ST Rev. 4.12
4.11	2023-01-03	ST-Lite based on ST Rev. 4.11
4.10	2022-11-01	ST-Lite based on ST Rev. 4.10
4.9	2022-09-15	ST-Lite based on ST Rev. 4.9
4.8	2022-08-08	ST-Lite based on ST Rev. 4.8
4.7	2022-07-11	ST-Lite based on ST Rev. 4.7
4.6	2022-07-05	ST-Lite based on ST Rev. 4.6
4.5	2022-06-10	ST-Lite based on ST Rev. 4.5
4.4	2022-05-20	ST-Lite based on ST Rev. 4.4
4.3	2022-02-28	ST-Lite based on ST Rev. 4.3
4.2	2022-02-04	ST-Lite based on ST Rev. 4.2
4.1	2021-02-12	ST-Lite based on ST Rev. 4.1
4.0	2021-12-01	ST-Lite based on ST Rev. 4.0
3.9	2020-11-30	ST-Lite based on ST Rev. 3.9
3.8	2020-07-29	ST-Lite based on ST Rev. 3.8
3.7	2020-03-17	ST-Lite based on ST Rev. 3.7
3.6	2020-02-18	ST-Lite based on ST Rev. 3.6
3.5	2019-11-29	ST-Lite based on ST Rev. 3.5
3.4.1	2019-11-27	ST-Lite based on ST Rev. 3.4.1
3.4	2019-06-06	ST-Lite based on ST Rev. 3.4
3.3	2019-05-29	ST-Lite based on ST Rev. 3.3
3.2	2019-03-25	ST-Lite based on ST Rev. 3.2
3.1	2019-03-11	ST-Lite based on ST Rev. 3.1
3.0	2019-03-04	ST-Lite based on ST Rev. 3.0
2.2	2019-02-22	ST-Lite based on ST Rev. 2.2
2.0	2019-01-07	ST-Lite based on ST Rev. 2.0
1.1	2018-11-19	Changfed docment status to Final
1.0	2018-11-16	Initial version

1 ST Introduction (ASE_INT)

1.1 ST Reference and TOE Reference

Table 1. ST Reference and TOE Reference

Item	Value
Title	JCOP 4 P71 Security Target Lite for JCOP 4 P71/SE050
Version	Revision 4.14
Date	2024-01-17
Product Type	Java Card
TOE name	JCOP 4 P71
Certification ID	NSCIB-2300172-01
CC version	Common Criteria for Information Technology Security Evaluation Version 5, April 2017 (Part 1 [2], Part 2 [3] and Part 3 [4]) 3.1, Revision

1.2 TOE overview

The TOE consists of the Micro Controller and a software stack which is stored on the Micro Controller and which can be executed by the Micro Controller. The software stack can be further split into the following components:

- Firmware for booting and low level functionality of the Micro Controller (MC FW) like writing to flash memory. This includes software for implementing cryptographic operations, called Crypto Library.
- Software for implementing a Java Card Virtual Machine [42], a Java Card Runtime Environment [41] and a Java Card Application Programming Interface [40], called JCVM, JCRE and JCAPI.
- Software for implementing content management according to GlobalPlatform [39], called GlobalPlatform (GP) Framework.
- Software for executing native libraries, called Secure Box.

The TOE is also referred to as JCOP 4 P71. The JCOP 4 Operating System (JCOP 4 OS) consists of the software stack without the Crypto Library (Crypto Lib) and without the Micro Controller Firmware (MC FW). The TOE uses one or more communication interfaces to communicate with its environment.

The complete TOE is depicted in Figure 1. The elements are described in more detail in Section Section 1.3.

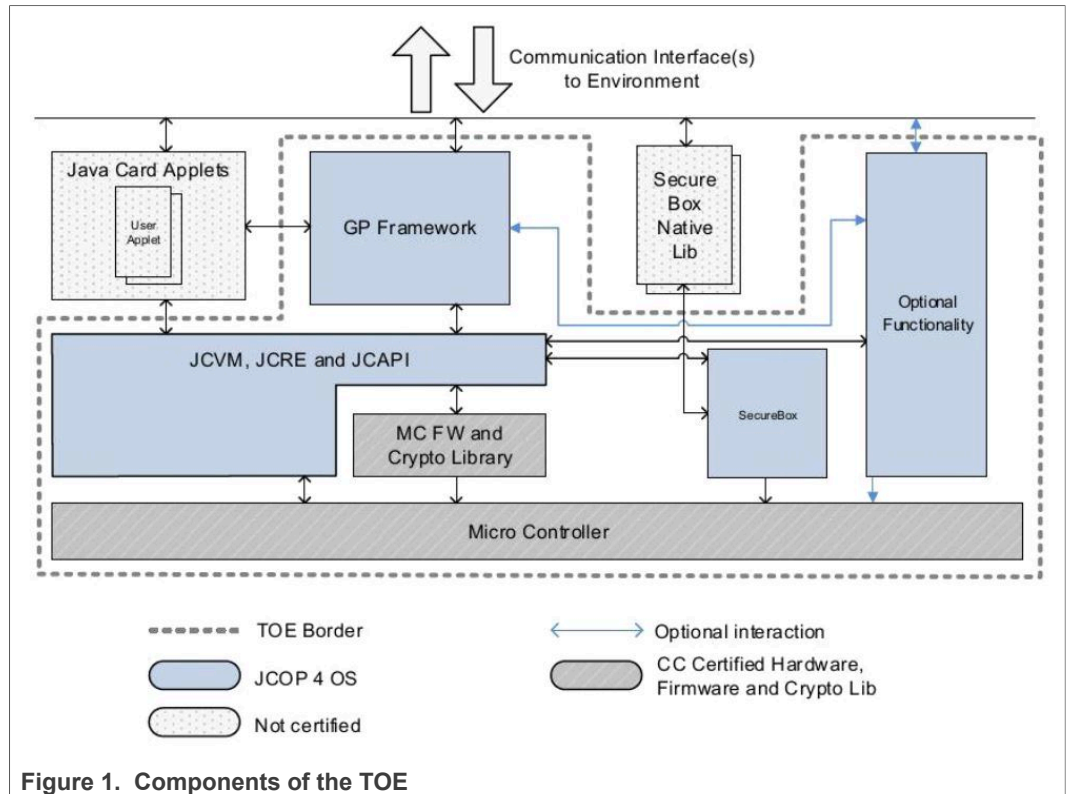


Figure 1. Components of the TOE

Figure 1 shows the components of the TOE. The TOE is a composite product on top of CC certified Hardware, Firmware and Crypto Library. Part of the TOE are the JCVM, JCRE, JCAPI and the GP Framework.

Also included is optional functionality and the Secure Box mechanism.

The Secure Box Native Libraries provide native functions for untrusted third parties and are not part of the TOE.

The figure shows Java Card applets which are small programs in Java language that can be executed by the TOE, but are not part of the TOE.

1.2.1 Usage and Major Security Features of the TOE

The usage of the TOE is focused on security critical applications in small form factors. One main usage scenario is the use of so-called smart cards. Examples of such cards are banking cards or electronic drivers' licenses. The TOE can also be used in an electronic passport. Another usage scenario is device authentication, where the TOE can be used to prove the authenticity or originality of a device like an accessory for a gaming console.

The TOE provides a variety of security features. The hardware of the Micro Controller already protects against logical and physical attacks by applying various sensors to detect manipulations and by processing data in ways which protect against leakage of data by side channel analysis. With the software stack the TOE provides many cryptographic primitives for encryption and decryption of data but also for signing and signature verification. Also the software stack contains security features to protect against attacks.

The following list contains the features of this TOE:

- 4 different communication protocols:
 1. ISO 7816 T=1,
 2. ISO 7816 T=0,
 3. ISO 14443 T=CL,
 4. I2C Slave¹.
- Cryptographic algorithms and functionality:
 1. Data Encryption Standard with 3 keys (3DES) for en-/decryption (CBC and ECB) and MAC generation and verification (Retail-MAC, CMAC and CBC-MAC).
 2. Advanced Encryption Standard (AES) for en-/decryption (CBC, ECB and counter mode) and MAC generation and verification (CMAC, CBC-MAC).
 3. Rivest Shamir Adleman asymmetric algorithm (RSA) and RSA CRT for en-/decryption and signature generation and verification.
 4. RSA and RSA Chinese Remainder Theorem (CRT) key generation²
 5. Elliptic Curve Cryptography (ECC) over GF(p) for signature generation and verification (ECDSA)¹.
 6. ECC over GF(p) key generation¹.
 7. Random number generation according to class DRG.3 or DRG.4 of AIS 20 [\[43\]](#).
 8. Diffie-Hellman with ECDH and modular exponentiation¹.
 9. SHA-1, SHA-224, SHA-256, SHA-384, SHA-512 hash algorithm.
 10. Following cryptographic algorithms are part of the TOE but without claims for security functional requirements:
 - a. KoreanSEED¹,
 - b. AES in Counter with CBC-MAC mode (AES CCM)^{1 3},
 - c. Keyed-Hash Message Authentication Code (HMAC)^{1 2},
 - d. HMAC based Key Derivation Function (HKDF) [\[33\]](#)^{1 2},
 - e. Elliptic Curve Direct Anonymous Attestation (ECDAA) [\[28\]](#)^{1 2},
 - f. Elliptic curve cryptography based on Edwards and Montgomery curves^{1 2},
- Java Card functionality:
 1. Executing the Java byte codes which are generated from the Java compiler when Java source code is compiled.
 2. Managing memory allocation of code and data of applets.
 3. Enforcing access rules between applets and the JCRE.
 4. Mapping of Java method calls to native implementations of e.g. cryptographic operation.
 5. Support for Extended Length APDUs.
 6. Garbage Collection with memory reclamation and compaction.
 7. Persistent Memory Management and Transaction Mechanism.
- GlobalPlatform functionality:
 1. Loading of Java packages.
 2. Instantiating applet instances.
 3. Removing of Java packages.
 4. Removing of applet instances.
 5. Issuer Security Domain (ISD), Supplementary Security Domain (SSD).
 6. Creating SSDs.

¹ Only for Configuration Secure Authentication, see [Section 1.3.1.3.2](#).

² Optional functionality

³ Only for Configuration Secure Authentication, see Chapter [1.3.1.3.2 TOE Configurations](#)

7. Associating applets to Security Domains.
 8. Installation of keys.
 9. Verification of signatures of signed applets.
 10. Verification of signatures for commands.
 11. CVM Management (Global PIN).
 12. Secure Channel Protocol (SCP01, SCP02 and SCP03).
 13. Delegated Management, Data Authentication Pattern (DAP).
 14. Post-issuance installation and deletion of applets and packages.
 15. Compliance to several GP configurations.
- NXP Proprietary Functionality
 1. Proprietary secure messaging accelerator interface for applets which are used for electronic passport as defined by ICAO or electronic driver license⁴
 2. Secure Box¹.
 3. Java Card API for data encryption via PUF [23].

1.2.2 TOE Type

The TOE is a Java Card with a GP Framework. It can be used to load and execute off-card verified Java Card applets.

1.2.3 Required non-TOE Hardware/Software/Firmware

Three groups of users shall be distinguished here.

The first group is the **end-users** group, which uses the TOE with one or more loaded applets in the final form factor like a banking card or an electronic passport. These users only require a communication device to be able to communicate with the TOE. The communication protocol of the TOE is standardized in either ISO7816 [32] (T=1, T=0), ISO14443 [10] (T=CL), or UM10204 [29] (I2C Slave, only for Configuration Secure Authentication). The second group of users are **administrators of cards**. They want to configure the card by using the Configuration Module, to install additional applets and to configure and personalise these applets. These users require the same equipment as end-users.

The third group of users wants to develop Java Card applets and execute them on the TOE. These **applet developers** need in addition to the communication device a set of tools for the development of applets. This set of tools can be obtained from the TOE vendor and comprises elements such as PC development environment, byte code verifier, compiler, linker and debugger.

1.3 TOE Description

1.3.1 TOE Components and Composite Certification

The certification of this TOE is a composite certification. The following sections provide a more detailed description of the components of Fig 1. It is also made clear whether a component is covered by a previous certification or whether it is covered in the certification of this TOE.

⁴ Optional functionality

1.3.1.1 Micro Controller

The Micro Controller is a secure smart card controller from NXP’s SmartMX3 family. The Micro Controller contains a co-processor for symmetric cryptographic operations, supporting DES and AES, as well as an accelerator for asymmetric cryptographic algorithms. The Micro Controller further contains a physical random number generator. The supported memory technologies are volatile (Random Access Memory (RAM)) and non-volatile (Read Only Memory (ROM) and FLASH) memory.

Access to all memory types is controlled by a Memory Management Unit (MMU) which allows to separate and restrict access to parts of the memory.

The Micro Controller has been certified in a previous certification and the results are re-used for this certification. The exact reference to the previous certification is given in the following [Table 2](#):

Table 2. Reference To Certified Micro Controller

Item	Value
Name	NXP Secure Smart Card Controller N7121 with IC Dedicated Software and Crypto Library (R1/R2/R3/R4)
Certification ID	BSI-DSZ-CC-1136-V4-2024
Reference	[21]

1.3.1.2 Security IC Dedicated Software

1.3.1.2.1 MC FW (Micro Controller Firmware)

The Micro Controller Firmware is used for testing of the Micro Controller at production, for booting of the Micro Controller after power-up or after reset, for configuration of communication devices and for writing data to volatile and non-volatile memory.

The MC FW has been certified together with the Micro Controller and the same references ([\[21\]](#)) as given for the Micro Controller also apply for the MC FW.

1.3.1.2.2 Crypto Library

The Crypto Library provides implementations for symmetric and asymmetric cryptographic operations, hashing, the generation of hybrid deterministic and hybrid physical random numbers and further tools like secure copy and compare. Some of the cryptographic algorithms offered by the Crypto Lib are not certified, see Section [1.3.1.4](#).

The symmetric cryptographic operations comprise the algorithms 3DES, AES and KoreanSEED. These algorithms use the symmetric co-processor of the Micro Controller.

The supported asymmetric cryptographic operations are ECC and RSA. These algorithms use the Public Key Crypto Coprocessor (PKCC) of the Micro Controller for the cryptographic operations.

The Crypto Library has been certified together with the Micro Controller and the same references ([\[21\]](#)) as given for the Micro Controller also apply.

1.3.1.3 Security IC Embedded Software

1.3.1.3.1 JCOP 4 P71

JCOP 4 OS consists of JCVM, JCRE, JCAPI and GP framework. It is implemented according to the Java Card Specification and GlobalPlatform version listed below. Additionally, it consists of a proprietary API, which is described in the UGM [14], [16], [15].

Table 3. Java Card Specification Version

Specifications	Version
JCVM, JCRE, and JCAPI version implemented in the TOE	Version 3.0.5 Classic [42] [41] [40]

Table 4. GlobalPlatform Version

Specification	Version
GP Framework version implemented in the TOE	Version 2.3 [39]
Amendment D, Secure Channel Protocol '03'	Version 1.1.1 [37]

The JCOP 4 OS component can be identified by using the IDENTIFY APDU command (see UGM [14], [16], [15]). This command returns the card identification data, which includes a Platform ID, a Patch ID and other information that allows to identify the content in ROM, FLASH and loaded patches (if any). The Platform ID is a data string that allows to identify the JCOP 4 OS component.

The TOE also includes a Configuration Module (see Section 1.3.2) which is used for personalisation and configuration of the TOE. It must be deleted after the personalisation is finished (end of Phase 6 "Personalisation") by using the DELETE APDU command. Once the Configuration Module is deleted, it is no longer possible to configure the TOE.

The TOE contains further functionality for integrity protection of user data via an EDC, for counting detected attacks by an attack counter, going into a mode of restricted functionality in case too many attacks have been detected, encryption of user data via PUF [23] and optional functionality as described in Section 1.3.2.

1.3.1.3.2 TOE Configurations

The TOE is available in following configurations, of which the configuration that is a composite TOE of the R4 configuration of the micro controller is newly introduced in this Security Target:

Table 5. JCOP Configurations and versions

Configuration	JCOP version	Micro Controller version	User manual
Configuration Banking & Secure ID	JCOP 4 P71 v4.7 R1.00.4	R1, R2 and R3 configurations, see [21]	[14]
Configuration Banking & Secure ID	JCOP 4 P71 v4.7 R1.01.4	R1, R2 and R3 configurations, see [21]	[14]
Configuration Banking & Secure ID	JCOP 4 P71 v4.7 R1.02.4	R4 configuration only, see [21]	[14]
Configuration Secure Authentication	JCOP 4 SE050 v4.7 R2.00.11, JCOP 4 SE050 v4.7 R2.03.11	R1, R2 and R3 configurations, see [21]	[16], [15]

All versions offer the same common functionality. The version of Configuration Secure Authentication offers additional functionality for I2C Slave protocol, timer functionality, and following cryptographic algorithms: AES CCM, HMAC, HKDF, ECDAA, elliptic curve cryptography based on Edwards and Montgomery curves. Configuration Secure Authentication does not implement the MIFARE host interface, therefore the Security Functional Requirements of EMG group are not applicable for this configuration.

All versions are covered by this Security Target, they can be differentiated by the response data of the IDENTIFY command (see UGM [\[14\]](#), [\[16\]](#), [\[15\]](#)).

1.3.1.4 Excluded functionality

All Secure Box Native Libraries are not part of the TOE. No security functional requirements are claimed on KoreanSEED, AES CCM, HMAC, HKDF, ECDAA, elliptic curve cryptography based on Edwards and Montgomery curves and FIPS self-tests, they are TSF non-interfering.

1.3.2 Optional TOE Functionality

- Some dedicated functionality of the TOE can be removed in order to free up memory. Following functionality is optional:
- RSA key generation,
- Elliptic curve cryptographic functionality,
- Accelerator for integrated mapping of the PACE protocol,
- Korean Seed cryptographic functionality,
- eGov accelerators,
- TOE self-tests according to FIPS 140-2 [\[8\]](#),
- PIV secure messaging as defined by NIST.SP800-73-4 [\[19\]](#),
- SecureBox,
- TOE Configuration Module: The TOE Configuration Module has to be deleted at the end of life cycle phase 6 [\[14\]](#), [\[16\]](#), [\[15\]](#),
- AES CCM as defined in the Java Card AEADCipher API [\[38\]](#), HMAC and HKDF cryptographic functionality as defined in the Java Card API [\[38\]](#) and the UGM [\[14\]](#), [\[16\]](#), [\[15\]](#). Timer functionality as defined in the UGM [\[14\]](#), [\[16\]](#), [\[15\]](#). This functionality is available only in Configuration Secure Authentication of the TOE.
- ECDAA [\[28\]](#) and elliptic curve cryptography based on Edwards and Montgomery curves. This functionality is available only in Configuration Secure Authentication of the TOE.
- I2C slave protocol and T = 1 over I2C. This functionality is available only in Configuration Secure Authentication of the TOE.

1.3.3 TOE Life Cycle

The life cycle for this Java Card is based on the general smart card life cycle defined in the Java Card Protection Profile - Open Configuration [\[13\]](#), see [Table 6](#).

Table 6. TOE Life Cycle within Product Life Cycle

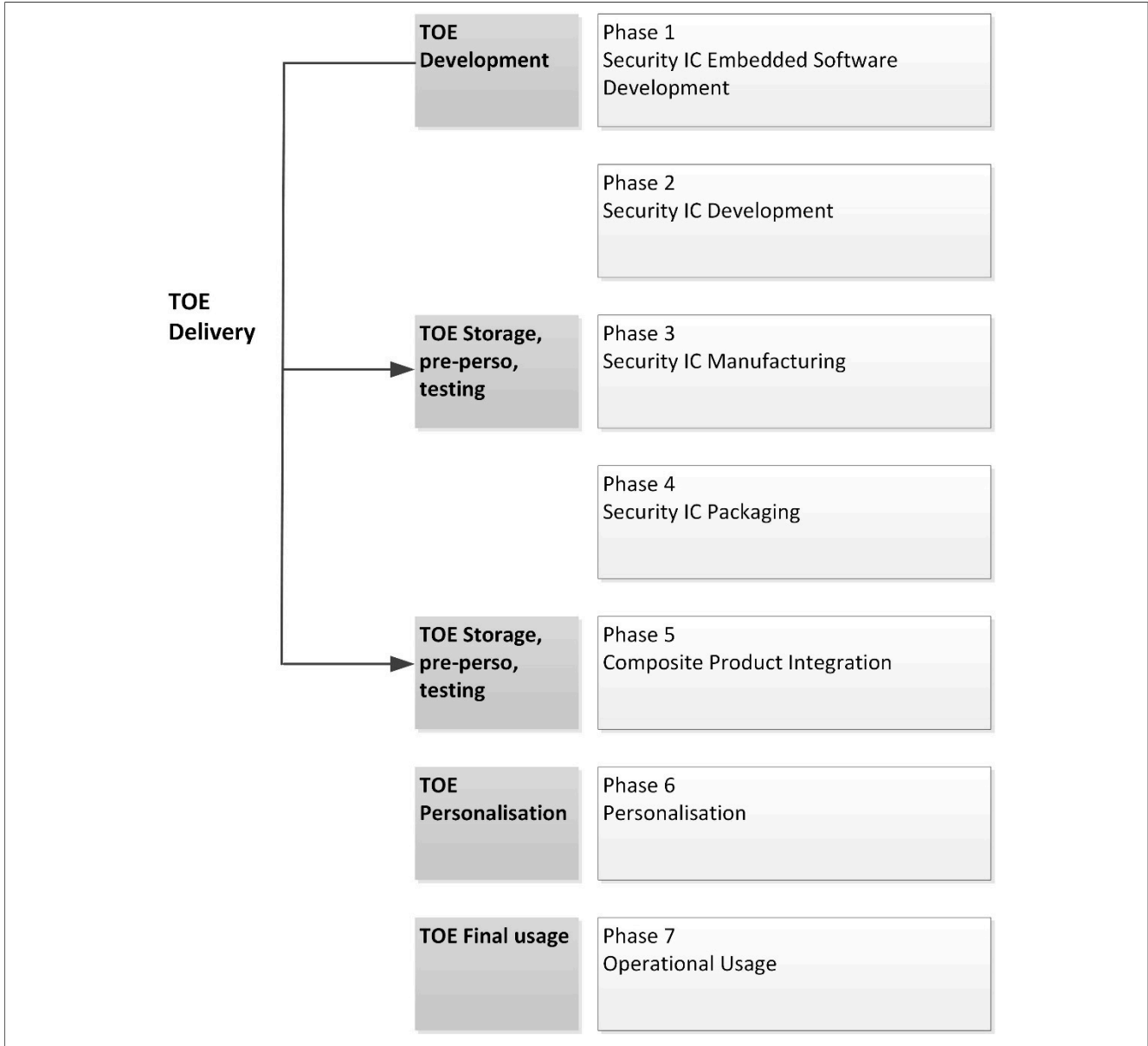


Table 7. Life cycle

Phase	Name	Description
1	Security IC Embedded Software Development	The Security IC Embedded Software Developer is in charge of <ul style="list-style-type: none"> • SmartCard embedded software development including the development of Java Card applets and • specification of IC pre-personalization requirements, though the actual data for IC pre-personalization come from phase 4, 5, or 6.

Table 7. Life cycle...continued

Phase	Name	Description
2	Security IC Development	<p>The IC Developer</p> <ul style="list-style-type: none"> • designs the IC, • develops Security IC Dedicated Software, • provides information, software or tools to the Security IC Embedded Software Developer, and • receives the embedded software from the developer, through trusted delivery and verification procedures. <p>From the IC design, Security IC Dedicated Software and Smart-Card Embedded Software, the IC Developer</p> <ul style="list-style-type: none"> • constructs the SmartCard IC database, necessary for the IC photomask fabrication.
3	Security IC Manufacturing	<p>The IC Manufacturer is responsible for</p> <ul style="list-style-type: none"> • producing the IC through three main steps: IC manufacturing, IC testing, and IC pre-personalization. <p>The IC Mask Manufacturer</p> <ul style="list-style-type: none"> • generates the masks for the IC manufacturing based upon an output from the SmartCard IC database. Configuration items may be changed.
4	Security IC Packaging	<p>The IC Packaging Manufacturer is responsible for</p> <ul style="list-style-type: none"> • IC packaging and testing.
5	Composite Product Integration	<p>The Composite Product Manufacturer is responsible for</p> <ul style="list-style-type: none"> • SmartCard product finishing process including applet loading and testing. Configuration items may be changed by using the Configuration Module.
6	Personalization	<p>The Personalizer is responsible for</p> <ul style="list-style-type: none"> • SmartCard (including applet) personalization and final tests. User Applets may be loaded onto the chip at the personalization process and configuration items may be changed by using the Configuration Module, which must be deleted at the end of this cycle by using the DELETE APDU command.
7	Operational Usage	<p>The Consumer of Composite Product is responsible for</p> <ul style="list-style-type: none"> • SmartCard product delivery to the SmartCard end-user, and the end of life process. • applets may be loaded onto the chip.

The evaluation process is limited to phases 1 to 5. User Applet development is outside the scope of this evaluation. Applets can be loaded into FLASH in phases 3, 4, 5, and 6. Applet loading in phase 7 is also allowed. This means post-issuance loading of applets can be done for a certified TOE.

The Configuration Module is loaded into FLASH and has special privileges to personalize and configure the TOE. Before life cycle Phase 7 "Operational Use" the Configuration Module is deleted and hence it is ensured that its functionality cannot be used after

wards. It is possible to load patch code into FLASH in phases 3, 4, 5, and 6. The certification is only valid for the ROM code having the Platform Identifiers and the Patch IDs (if applicable) as stated in [Table 6](#).

The delivery process from NXP to their customers (to phase 4 or phase 5 of the life cycle) guarantees, that the customer is aware of the exact versions of the different parts of the TOE as outlined above.

TOE documentation is delivered in electronic form (encrypted according to defined mailing procedures).

Note:

Phases 1 to 3 are under the TOE developer scope of control. Therefore, the objectives for the environment related to phase 1 to 3 are covered by Assurance measures, which are materialized by documents and procedures evaluated through the TOE evaluation process.

During phases 4 to 7 the TOE is no more under the developer control. In this environment, the TOE protects itself with its own Security functions. But some additional usage procedures must also be followed in order to ensure that the TOE is correctly and securely handled, and not damaged or comprised. This ST assumes ([A.USE_DIAG](#), [A.USE_KEYS](#)) that users handle securely the TOE and related Objectives for the environment are defined ([OE.USE_DIAG](#), [OE.USE_KEYS](#)).

1.3.4 TOE Identification

1.3.4.1 TOE Delivery

The delivery comprises the following items:

Table 8. Delivery Items

Type	Name	Version	Form of delivery
Hardware	NXP Secure Smart Card Controller N7121 with IC Dedicated Software and Crypto Library		Micro Controller including on-chip software: Firmware and Crypto Lib ^[1]
JCOP 4 OS	ROM Code (Platform ID) FLASH content (FLASH ID) Patch Code (Patch ID)	see UGM ([14], [16], [15])	On-chip software ^[2] . JCOP 4 OS
Document	User Guidance and Administration Manual [14], [16], [15]		Electronic document ^[3]
Document	HW Objective Data Sheet [20] (Configuration Banking & Secure ID)		Electronic document ^[3]
Document	HW Objective Data Sheet [24] (Configuration Secure Authentication)		Electronic document ^[3]

[1] The TOE is delivered as wafer or module. The TOE can be collected at NXP site or is being shipped to the customer. See [14], [16], [15] for details.
 [2] included in the Micro Controller
 [3] via NXP DocStore [22]

1.3.4.2 TOE Identification

The TOE can be identified by using the Platform ID, the FLASH ID and the Patch ID. The IDENTIFY command and the identification output for this TOE are described in detail in the UGM ([14], [16], [15]).

The IDENTIFY command also returns information about presence of optional functionality and allows to identify the TOE Configuration.

JCOP 4 P71 v4.7 R1.00.4, JCOP 4 P71 v4.7 R1.01.4, JCOP 4 P71 R1.02.4 and JCOP 4 SE050 v4.7 R2.00.11, JCOP 4 SE050 v4.7 R2.03.11 are friendly names for the TOE which are unique amongst all JCOP variants at NXP.

1.3.5 Evaluated Package Types

A number of package types are supported for this TOE. All package types, which are covered by the certification of the used hardware (see [\[21\]](#)), are also allowed to be used in combination with each product of this TOE.

The package types do not influence the security functionality of the TOE. They only define which pads are connected in the package and for what purpose and in which environment the chip can be used. Note that the security of the TOE is not dependent on which pad is connected or not - the connections just define how the product can be used. If the TOE is delivered as wafer the customer can choose the connection on his own.

2 Conformance Claims (ASE_CCL)

This Chapter is divided into the following sections: "[CC Conformance Claim](#)", "[Package Claim](#)", "[PP Claim](#)", and "[Conformance Claim Rationale](#)".

2.1 CC Conformance Claim

This Security Target claims to be conformant to version 3.1 of Common Criteria for Information Technology Security Evaluation according to

- "Common Criteria for Information Technology Security Evaluation, Part 1, Version 3.1, Revision 5, April 2017" [\[2\]](#)
- "Common Criteria for Information Technology Security Evaluation, Part 2, Version 3.1, Revision 5, April 2017" [\[3\]](#)
- "Common Criteria for Information Technology Security Evaluation, Part 3, Version 3.1, Revision 5, April 2017" [\[4\]](#)

The following methodology will be used for the evaluation:

- Common Methodology for Information Technology Security Evaluation, Evaluation Methodology, Version 3.1, Revision 5, April 2017" [\[6\]](#)

This Security Target claims to be CC Part 2 extended and CC Part 3 conformant. The extended Security Functional Requirements are defined in [Section 6](#).

2.2 Package Claim

This Security Target claims conformance to the assurance package EAL6. The augmentation to EAL6 is ASE_TSS.2 "TOE summary specification with architectural design summary" and ALC_FLR.1 "Basic flaw remediation".

2.3 PP Claim

The Security Target claims demonstrable conformance to the Java Card System - Open Configuration Protection Profile, December 2017, Version 3.0.5 [\[13\]](#), certified by Bundesamt für Sicherheit in der Informationstechnik (BSI, BSI-CC-PP-0099-2017). The Java Card Protection Profile makes the use of Java Card RMI optional. The TOE does not support Java Card RMI. This ST is more restrictive than the PP [\[13\]](#) which Chapter [2.4](#) provides a rationale for. The TOE implements the feature "Management of External Memory (EXT-MEM)" from the group EMG that the Java Card Protection Profile makes optional.

2.4 Conformance Claim Rationale

2.4.1 TOE Type

The TOE type as stated in Section 1.2 of this ST corresponds to the TOE type of the PP as stated in Section 2.1 of [\[13\]](#) namely a Java Card platform, implementing the Java Card Specification Version 3.0.5 [\[42\]](#), [\[41\]](#), [\[40\]](#).

2.4.2 SPD Statement

2.4.2.1 Threats

The Security Problem Definition (SPD) statement that is presented in Chapter 4 includes the threats as presented

in the PP [13], but also includes additional threats. These threats are:

- [T.OS_OPERATE](#)
- [T.RND](#)
- [T.COM_EXPLOIT](#)
- [T.LIFE_CYCLE](#)
- [T.UNAUTHORIZED_CARD_MNGT](#)
- [T.INTEG-APPLI-DATA\[REFINED\]](#)
- [T.CONFIG](#)
- [T.SEC_BOX_BORDER](#)
- [T.MODULE_EXEC](#)
- [T.MODULE_REPLACEMENT](#)

The threat [T.OS_OPERATE](#) is an additional threat added to cover incorrect operating system behavior, it is an addition to the threats in the PP [13].

The threat [T.RND](#) is taken from the Security IC PP [25].

The threat [T.COM_EXPLOIT](#) is included to cover communication channels attacks and it is an addition to the threats in the PP [13].

The threat [T.LIFE_CYCLE](#) is included to cover content management attacks and it is an addition to the threats in the PP [13].

The threat [T.UNAUTHORIZED_CARD_MNGT](#) refines the threats T.INSTALL and T.DELETION from the Security IC PP [25].

The threat [T.INTEG-APPLI-DATA\[REFINED\]](#) refines the threat T.INTEG-APPLI-DATA in the Security IC PP [25]. The threat [T.CONFIG](#) is an additional threat to cover unauthorized modifications and read access of the configuration area in the TOE. It is an addition to the threats defined in the PP [13].

The threat [T.ATTACK-COUNTER](#) is included for reset of the attack counter which is additional functionality the PP [13] allows.

The threat [T.SEC_BOX_BORDER](#) is included for the Secure Box which is additional functionality the PP [13] allows.

The threats [T.MODULE_EXEC](#) and [T.MODULE_REPLACEMENT](#) are included for the Modular Design which is additional functionality the PP [13] allows. Furthermore some threats from the PP [13] are refined to cover additional assets from the Modular Design. This comprises threats [T.CONFID-JCS-CODE](#), [T.CONFID-JCS-DATA](#), [T.INTEG-APPLI-CODE](#), [T.INTEG-JCS-CODE](#), [T.INTEG-JCS-DATA](#), and [T.SID.1](#).

Note that the threat T.EXE-CODE-REMOTE is not included, since the TOE does not support Java Card RMI. The Java Card Protection Profile [13] makes the use of Java Card RMI optional.

2.4.2.2 Organizational Security Policies

The SPD statement presented in Chapter 4, copies the OSP from the PP [13], and adds following additional OSPs:

- [OSP.PROCESS-TOE](#)

- [OSP.KEY-CHANGE](#)
- [OSP.SECURITY-DOMAINS](#)
- [OSP.SECURE-BOX](#)

The Organizational Security Policy (OSP) [OSP.PROCESS-TOE](#) is introduced for the pre-personalisation feature of the TOE and is an addition to the OSPs in PP [\[13\]](#). This OSP is copied from the Security IC PP [\[25\]](#).

The OSP [OSP.KEY-CHANGE](#) is introduced for the Security Domain (SD) feature of the TOE and is an addition to the OSPs in PP [\[13\]](#).

The OSP [OSP.SECURITY-DOMAINS](#) is introduced for the SD feature of the TOE and is an addition to the OSPs in PP [\[13\]](#).

The [OSP.SECURE-BOX](#) is introduced to allow execution of third party native code and is an addition to the OSPs in PP [\[13\]](#).

2.4.2.3 Assumptions

The SPD statement includes two of the three assumptions from the PP [\[13\]](#). The assumption A.Deletion is excluded. The Card Manager is part of the TOE and therefore the assumption is no longer relevant. Leaving out the assumption, makes the SPD of this ST more restrictive than the SPD in the PP [\[13\]](#). As the Card Manager is part of the TOE, it is ensuring that the deletion of applets through the Card Manager is secure, instead of assuming that it is handled by the Card Manager in the environment of the TOE.

Besides the assumptions from the PP [\[13\]](#), following additional assumptions are added:

- [A.PROCESS-SEC-IC](#)
- [A.USE_DIAG](#)
- [A.USE_KEYS](#)
- [A.APPS-PROVIDER](#)
- [A.VERIFICATION-AUTHORITY](#)

The assumption [A.PROCESS-SEC-IC](#) is taken from the underlying certified Micro Controller [\[21\]](#), which is compliant to the Security IC PP [\[25\]](#).

The assumptions [A.USE_DIAG](#) and [A.USE_KEYS](#) are included because the Card Manager is part of the TOE and no longer part of the environment.

The assumptions [A.APPS-PROVIDER](#) and [A.VERIFICATION-AUTHORITY](#) are added because Security Domains from the GlobalPlatform Specification are introduced. All the applets and packages are signed by the Application Provider Security Domain (APSD) and the correctness is verified on the TOE by Verification Authority Security Domain (VASD) before the package or applet is installed or loaded. [A.APPS-PROVIDER](#) and [A.VERIFICATION-AUTHORITY](#) are additions to PP [\[13\]](#) for card content management environment.

2.4.3 Security Objectives Statement

The statement of security objectives in the ST presented in Chapter [5](#) includes all security objectives as presented in the PP [\[13\]](#), but also includes a number of additional security objectives. These security objectives are:

- [OT.IDENTIFICATION](#)
- [OT.DOMAIN-RIGHTS](#)
- [OT.APPLI-AUTH](#)

- [OT.COMM_AUTH](#)
- [OT.COMM_INTEGRITY](#)
- [OT.COMM_CONFIDENTIALITY](#)
- [OT.CARD-CONFIGURATION](#)
- [OT.SEC_BOX_FW](#)
- [OT.SID_MODULE](#)

The security objective [OT.IDENTIFICATION](#) is part of the security objectives of the certified Micro Controller [21] (see also Section [1.3.1.1](#)) and Crypto Lib [21] (see also Section [1.3.1.2.2 Crypto Library](#)), which are also components of this composite certification. Therefore the security objective statement is equivalent to the PP [13] for these two security objectives. OT.IDENTIFICATION is also included for the pre-personalisation feature of the TOE, which is additional functionality the PP allows.

The security objectives [OT.DOMAIN-RIGHTS](#), [OT.APPLI-AUTH](#), [OT.COMM_AUTH](#), [OT.COMM_INTEGRITY](#), [OT.COMM_CONFIDENTIALITY](#) are objectives for the TOE as the GlobalPlatform API and the definitions for Secure Channel, Security Domains and Card Content Management are used from it.

The security objective [OT.CARD-CONFIGURATION](#) is related to the configuration of the TOE via the Configuration Module, which is additional functionality the PP [13] allows.

The security objective [OT.SEC_BOX_FW](#) is related to the Secure Box, which is additional functionality the PP allows.

The security objective [OT.SID_MODULE](#) is related to the Modular Design of the TOE, which is additional functionality the PP [13] allows.

The ST contains [OE.APPLET](#), [OE.VERIFICATION](#) and [OE.CODE-EVIDENCE](#) from Security Objectives for the Operational Environment from [13]. Additionally, some of the Security Objectives for the Operational Environment from [13] are listed as TOE Security Objectives in this ST:

- [OT.SCP.RECOVERY](#) instead of OE.SCP.RECOVERY
- [OT.SCP.SUPPORT](#) instead of OE.SCP.SUPPORT
- [OT.SCP.IC](#) instead of OE.SCP.IC
- [OT.CARD-MANAGEMENT](#) instead of OE.CARD-MANAGEMENT

[OT.SCP.RECOVERY](#), [OT.SCP.SUPPORT](#), and [OT.SCP.IC](#) are objectives for the TOE as the Smart Card Platform belongs to the TOE for this evaluation. [OT.CARD-MANAGEMENT](#) is an objective for the TOE as the Card Manager belongs to the TOE for this evaluation. Moving objectives from the environment to the TOE adds objectives to the TOE without changing the overall objectives. The statement of security objectives is therefore equivalent to the security objectives in the PP [13] to which conformance is claimed.

The security objective O.EXT-MEM from the optional EMG group of the PP [13] is included as [OT.EXT-MEM](#).

The security objectives O.INSTALL, O.LOAD, and O.DELETION from the PP [13] are not included since these functionality and objectives are covered by the refined [OT.CARD-MANAGEMENT](#).

Note that the objective O.REMOTE is not included, since the TOE does not support Java Card RMI. The Java Card Protection Profile makes the use of Java Card RMI optional.

A part of the security objectives for the environment defined in the PP [13] has been included in this ST. The other part of security objectives for the environment, which is

present in the PP [13], is used as part of the security objectives for the TOE in this ST. The ST also introduces following additional security objectives for the environment:

- [OE.PROCESS_SEC_IC](#)
- [OE.USE_DIAG](#)
- [OE.USE_KEYS](#)
- [OE.APPS-PROVIDER](#)
- [OE.VERIFICATION-AUTHORITY](#)
- [OE.KEY-CHANGE](#)
- [OE.SECURITY-DOMAINS](#)

The security objective for the environment [OE.PROCESS_SEC_IC](#) is from the hardware platform (Micro Controller [21] see also Section 1.3.1.1) that is part of this composite product evaluation. Therefore the statement of security objectives for the environment is equivalent to the statement in the Security IC PP [25].

[OE.USE_KEYS](#) and [OE.USE_DIAG](#) are included because the Card Manager is part of the TOE and not a security objective for the environment as in PP [13].

[OE.APPS-PROVIDER](#) and [OE.VERIFICATION-AUTHORITY](#) cover trusted actors which enable the creation, distribution and verification of secure applications.

[OE.KEY-CHANGE](#) covers the switch to trusted keys for the AP.

[OE.SECURITY-DOMAINS](#) covers the management of security domains in the context of the GlobalPlatform Specification.

The statement of security objectives for the environment is therefore considered to be equivalent to the security objectives in the PP [13] to which conformance is claimed.

2.4.4 Security Functional Requirement Statement

The statement of security functional requirements copies most SFRs as defined in the PP [13], with the exception of a number of options. For the copied set of SFRs the ST is considered equivalent to the statement of SFRs in the PP [13]. Moreover as requested by the PP [13] the ST adds additional threats, objectives and SFRs to fully cover and describe additional security functionality implemented in the TOE.

The TOE does not implement Java Card RMI, therefore this ST restricts remote access from the CAD to the services implemented by the applets on the card to none. As a result the SFRs concerning Java Card RMI (FDP_ACF.1/JCRMI, SFRs FDP_IFC.1/JCRMI, FDP_IFF.1/JCRMI, FMT_MSA.1/EXPORT, FMT_MSA.1/REM_REFS, FMT_MSA.3/JCRMI, FMT_SMF.1/JCRMI, FMT_REV.1/JCRMI, and FMT_SMR.1/JCRMI) are not included in the ST. In the PP [13] the use of the Java Card RMI is optional.

The SFR FDP_ITC.2/INSTALLER from the PP [13] is replaced by [FDP_ITC.2\[CCM\]](#) which enforces the Security Domain access control policy and the Secure Channel Protocol information flow policy and which are more restrictive than the PACKAGE LOADING information flow control SFP from PP [13].

The set of SFRs that define the card content management mechanism CarG are partly replaced or refined and are considered to be equivalent or more restrictive because of the newly introduced SFPs:

1. Security Domain access control policy,
2. Secure Channel Protocol information flow policy

provide a concrete and more restrictive implementation of the PACKAGE LOADING information flow control SFP from PP [13].

The table below lists the SFRs from CarG of PP [13] and their corresponding refinements in this ST.

Table 9. CarG SFRs refinements

SFR from PP [13]	Refinement
FCO_NRO.2/CM	FCO_NRO.2[SC]
FDP_IFC.2/CM	FDP_IFC.2[SC]
FDP_IFF.1/CM	FDP_IFF.1[SC]
FDP_UIT.1/CM	FDP_UIT.1[CCM]
FIA_UID.1/CM	FIA_UID.1[SC]
FMT_MSA.1/CM	FMT_MSA.1[SC]
FMT_MSA.3/CM	FMT_MSA.3[SC]
FMT_SMF.1/CM	FMT_SMF.1[SC]
FMT_SMR.1/CM	FMT_SMR.1[SD]
FTP_ITC.1/CM	FTP_ITC.1[SC]

The following SFRs realize refinements of SFRs from PP [13] and add functionality to the TOE making the statement of security requirements more restrictive than the PP [13]:

[FDP_ROL.1\[CCM\]](#) and [FPT_FLS.1\[CCM\]](#) realize additional security functionality for the card manager which is allowed by the PP [13].

The set of SFRs that define the security domains mechanism as specified by GlobalPlatform, realize refinements of SFRs from PP [13] (see above [Table 10](#)) and additional security functionality which is allowed by the PP [13]. This set of SFRs comprise [FDP_ACC.1\[SD\]](#), [FDP_ACF.1\[SD\]](#), [FMT_MSA.1\[SD\]](#), [FMT_MSA.3\[SD\]](#), [FMT_SMF.1\[SD\]](#), and [FMT_SMR.1\[SD\]](#).

The set of SFRs that define the secure channel mechanism as specified by GlobalPlatform, realize refinements of SFRs from PP [13] (see above [Table 10](#)) and additional security functionality which is allowed by the PP [13]. This set of SFRs comprise [FCO_NRO.2\[SC\]](#), [FDP_IFC.2\[SC\]](#), [FDP_IFF.1\[SC\]](#), [FMT_MSA.1\[SC\]](#), [FMT_MSA.3\[SC\]](#), [FMT_SMF.1\[SC\]](#), [FIA_UID.1\[SC\]](#), [FIA_UAU.1\[SC\]](#), [FIA_UAU.4\[SC\]](#), and [FTP_ITC.1\[SC\]](#).

The set of SFRs that define the Configuration Module realize additional security functionality, which is allowed by the PP [13]. This set of SFRs comprise [FDP_IFC.2\[CFG\]](#), [FDP_IFF.1\[CFG\]](#), [FIA_UID.1\[CFG\]](#), [FMT_MSA.1\[CFG\]](#), [FMT_MSA.3\[CFG\]](#), [FMT_SMF.1\[CFG\]](#) and [FMT_SMR.1\[CFG\]](#).

The set of SFRs that define the Secure Box, realize additional security functionality which is allowed by the Protection Profile (PP) [13]. This set of SFRs comprise [FDP_ACC.2\[SecureBox\]](#), [FDP_ACF.1\[SecureBox\]](#), [FMT_MSA.1\[SecureBox\]](#), [FMT_MSA.3\[SecureBox\]](#), and [FMT_SMF.1\[SecureBox\]](#).

The set of SFRs that define the Modular Design realize additional security functionality, which is allowed by the PP [13]. This set of SFRs comprise [FDP_IFC.1\[MODULAR-DESIGN\]](#), [FDP_IFF.1\[MODULAR-DESIGN\]](#), [FIA_ATD.1\[MODULAR-DESIGN\]](#), [FIA_USB.1\[MODULAR-DESIGN\]](#), [FMT_MSA.1\[MODULAR-DESIGN\]](#),

[FMT_MSA.3\[MODULARDESIGN\]](#), [FMT_SMF.1\[MODULAR-DESIGN\]](#), [FMT_SMR.1\[MODULAR-DESIGN\]](#), and [FPT_FLS.1\[MODULAR-DESIGN\]](#).

Some SFRs from the PP [13] are refined to cover deletion of Modules. This makes the SFRs more restrictive which is allowed by the PP [13]. This set of SFRs comprise [FDP_ACC.2\[ADEL\]](#), [FDP_ACF.1\[ADEL\]](#), [FMT_SMF.1\[ADEL\]](#), and [FPT_FLS.1\[ADEL\]](#).

The set of SFRs that define the Restricted Mode realize additional security functionality, which is allowed by the PP [13]. This set of SFRs comprise [FDP_ACC.2\[RM\]](#), [FDP_ACF.1\[RM\]](#), [FMT_MSA.3\[RM\]](#), [FMT_MSA.1\[RM\]](#), [FMT_SMF.1\[RM\]](#), [FIA_UID.1\[RM\]](#) and [FIA_UAU.1\[RM\]](#).

The SFRs [FAU_SAS.1\[SCP\]](#), [FIA_AFL.1\[PIN\]](#), [FPT_EMSEC.1](#) and [FPT_PHP.3](#) realize additional security functionality which is allowed by the PP [13]. The SFRs [FCS_CKM.2](#) and [FCS_CKM.3](#) realize security functionality required by the Java Card API [40] which is allowed by the PP [13].

3 Security Aspects

This Chapter describes the main security issues of the Java Card System and its environment addressed in this ST, called "security aspects", in a CC-independent way. In addition to this, they also give a semi-formal framework to express the CC security environment and objectives of the TOE. They can be instantiated as assumptions, threats, objectives (for the TOE and the environment) or organizational security policies. The description is based on [\[13\]](#).

3.1 Confidentiality

SA.CONFID-APPLI-DATA Confidentiality of Application Data

Application data must be protected against unauthorized disclosure. This concerns logical attacks at runtime in order to gain read access to other application's data.

SA.CONFID-JCS-CODE Confidentiality of Java Card System Code

Java Card System code must be protected against unauthorized disclosure. Knowledge of the Java Card System code may allow bypassing the TSF. This concerns logical attacks at runtime in order to gain a read access to executable code, typically by executing an application that tries to read the memory area where a piece of Java Card System code is stored.

SA.CONFID-JCS-DATA Confidentiality of Java Card System Data

Java Card System data must be protected against unauthorized disclosure. This concerns logical attacks at runtime in order to gain a read access to Java Card System data. Java Card System data includes the data managed by the Java Card RE, the Java Card VM and the internal data of Java Card platform API classes as well.

3.2 Integrity

SA.INTEG-APPLI-CODE Integrity of Application Code

Application code must be protected against unauthorized modification. This concerns logical attacks at runtime in order to gain write access to the memory zone where executable code is stored. In post-issuance application loading, this threat also concerns the modification of application code in transit to the card.

SA.INTEG-APPLI-DATA Integrity of Application Data

Application data must be protected against unauthorized modification. This concerns logical attacks at runtime in order to gain unauthorized write access to application data. In post-issuance application loading, this threat also concerns the modification of application data contained in a package in transit to the card. For instance, a package contains the values to be used for initializing the static fields of the package.

SA.INTEG-APPLI-DATA-PHYS Integrity of Application Data (Sensitive Result)

Integrity-sensitive application data must be protected against unauthorized modification by physical attacks.

SA.INTEG-JCS-CODE Integrity of Java Card System Code

Java Card System code must be protected against unauthorized modification. This concerns logical attacks at runtime in order to gain write access to executable code.

SA.INTEG-JCS-DATA Integrity of Java Card System Data

Java Card System data must be protected against unauthorized modification. This concerns logical attacks at runtime in order to gain write access to Java Card System data. Java Card System data includes the data managed by the Java Card RE, the Java Card VM and the internal data of Java Card API classes as well.

3.3 Unauthorized Executions

SA.EXE-APPLI-CODE Execution of Application Code

Application (byte)code must be protected against unauthorized execution. This concerns:

1. invoking a method outside the scope of the accessibility rules provided by the access modifiers of the Java programming language ([\[26\]](#))
2. jumping inside a method fragment or interpreting the contents of a data memory area as if it was executable code
3. unauthorized execution of a remote method from the CAD (if the TOE provides JCRMI functionality).

SA.EXE-JCS-CODE Execution of Java Card System Code

Java Card System bytecode must be protected against unauthorized execution. Java Card System bytecode includes any code of the Java Card RE or API. This concerns:

1. invoking a method outside the scope of the accessibility rules provided by the access modifiers of the Java programming language ([\[26\]](#))
2. jumping inside a method fragment or interpreting the contents of a data memory area as if it was executable code. Note that execute access to native code of the Java Card System and applications is the concern of [SA.NATIVE](#).

SA.FIREWALL Firewall

The Firewall shall ensure controlled sharing of class instances⁵, and isolation of their data and code between packages (that is, controlled execution contexts) as well as between packages and the JCRE context. An applet shall not read, write, compare a piece of data belonging to an applet that is not in the same context, or execute one of the methods of an applet in another context without its authorization.

SA.NATIVE Native Code Execution

Because the execution of native code is outside of the JCS TSF scope, it must be secured so as to not provide ways to bypass the TSFs of the JCS. Loading of native code, which is as well outside those TSFs, is submitted to the same requirements. Should native software be privileged in this respect, exceptions to the policies must include a rationale for the new security framework they introduce.

3.4 Bytecode Verification

SA.VERIFICATION Bytecode Verification

Bytecode must be verified prior to being executed. Bytecode verification includes:

1. how well-formed CAP file is and the verification of the typing constraints on the bytecode,

⁵ This concerns in particular the arrays, which are considered as instances of the Object class in the Java programming language.

2. binary compatibility with installed CAP files and the assurance that the export files used to check the CAP file correspond to those that will be present on the card when loading occurs.

3.5 Card Management

SA.CARD-MANAGEMENT Card Management

1. The card manager (CM) shall control the access to card management functions such as the installation, update or deletion of applets.
2. The card manager shall implement the card issuer's policy on the card.

SA.INSTALL Installation

1. The TOE must be able to return to a safe and consistent state when the installation of a package or an applet fails or be cancelled (whatever the reasons).
2. Installing an applet must have no effect on the code and data of already installed applets. The installation procedure should not be used to bypass the TSFs. In short, it is an atomic operation, free of harmful effects on the state of the other applets.
3. The procedure of loading and installing a package shall ensure its integrity and authenticity.

SA.SID Subject Identification

1. Users and subjects of the TOE must be identified.
2. The identity of sensitive users and subjects associated with administrative and privileged roles must be particularly protected; this concerns the Java Card RE, the applets registered on the card, and especially the default applet and the currently selected applet (and all other active applets in Java Card System). A change of identity, especially standing for an administrative role (like an applet impersonating the Java Card RE), is a severe violation of the Security Functional Requirement (SFR). Selection controls the access to any data exchange between the TOE and the CAD and therefore, must be protected as well. The loading of a package or any exchange of data through the APDU buffer (which can be accessed by any applet) can lead to disclosure of keys, application code or data, and so on.

SA.OBJ-DELETION Object Deletion

1. Deallocation of objects should not introduce security holes in the form of references pointing to memory zones that are not longer in use, or have been reused for other purposes. Deletion of collection of objects should not be maliciously used to circumvent the TSFs.
2. Erasure, if deemed successful, shall ensure that the deleted class instance is no longer accessible.

SA.DELETION Deletion

1. Deletion of installed applets (or packages) should not introduce security holes in the form of broken references to garbage collected code or data, nor should they alter integrity or confidentiality of remaining applets. The deletion procedure should not be maliciously used to bypass the TSFs.
2. Erasure, if deemed successful, shall ensure that any data owned by the deleted applet is no longer accessible (shared objects shall either prevent deletion or be made inaccessible). A deleted applet cannot be selected or receive APDU commands. Package deletion shall make the code of the package no longer available for execution

3. Power failure or other failures during the process shall be taken into account in the implementation so as to preserve the SFRs. This does not mandate, however, the process to be atomic. For instance, an interrupted deletion may result in the loss of user data, as long as it does not violate the SFRs.

The deletion procedure and its characteristics (whether deletion is either physical or logical, what happens if the deleted application was the default applet, the order to be observed on the deletion steps) are implementation-dependent. The only commitment is that deletion shall not jeopardize the TOE (or its assets) in case of failure (such as power shortage).

Deletion of a single applet instance and deletion of a whole package are functionally different operations and may obey different security rules. For instance, specific packages can be declared to be undeletable (for instance, the Java Card API packages), or the dependency between installed packages may forbid the deletion (like a package using super classes or super interfaces declared in another package).

3.6 Services

SA.ALARM Alarm

The TOE shall provide appropriate feedback upon detection of a potential security violation. This particularly concerns the type errors detected by the bytecode verifier, the security exceptions thrown by the Java Card VM, or any other security-related event occurring during the execution of a TSF.

SA.OPERATE Operate

1. The TOE must ensure continued correct operation of its security functions.
2. In case of failure during its operation, the TOE must also return to a well-defined valid state before the next service request.

SA.RESOURCES Resources

The TOE controls the availability of resources for the applications and enforces quotas and limitations in order to prevent unauthorized denial of service or malfunction of the TSFs. This concerns both execution (dynamic memory allocation) and installation (static memory allocation) of applications and packages.

SA.CIPHER Cipher

The TOE shall provide a means to the applications for ciphering sensitive data, for instance, through a programming interface to low-level, highly secure cryptographic services. In particular, those services must support cryptographic algorithms consistent with cryptographic usage policies and standards.

SA.KEY-MNGT Key Management

The TOE shall provide a means to securely manage cryptographic keys. This includes:

1. Keys shall be generated in accordance with specified cryptographic key generation algorithms and specified cryptographic key sizes,
2. Keys must be distributed in accordance with specified cryptographic key distribution methods,
3. Keys must be initialized before being used,
4. Keys shall be destroyed in accordance with specified cryptographic key destruction methods.

SA.PIN-MNGT PIN Management

The TOE shall provide a means to securely manage PIN objects. This includes:

1. Atomic update of PIN value and try counter,
2. No rollback on the PIN-checking function,
3. Keeping the PIN value (once initialized) secret (for instance, no clear-PIN-reading function),
4. Enhanced protection of PIN's security attributes (state, try counter ...) in confidentiality and integrity.

SA.SCP Smart Card Platform

The smart card platform must be secure with respect to the SFRs. Then:

1. After a power loss, RF signal loss or sudden card removal prior to completion of some communication protocol, the SCP will allow the TOE on the next power up to either complete the interrupted operation or revert to a secure state.
2. It does not allow the SFRs to be bypassed or altered and does not allow access to other low-level functions than those made available by the packages of the Java Card API. That includes the protection of its private data and code (against disclosure or modification) from the Java Card System.
3. It provides secure low-level cryptographic processing to the Java Card System.
4. It supports the needs for any update to a single persistent object or class field to be atomic, and possibly a low-level transaction mechanism.
5. It allows the Java Card System to store data in a "persistent technology memory" or in volatile memory, depending on its needs (for instance, transient objects must not be stored in non-volatile memory). The memory model is structured and allows for low-level control accesses (segmentation fault detection).
6. It safely transmits low-level exceptions to the TOE (arithmetic exceptions, checksum errors), when applicable.
7. Finally, it is required that the IC is designed in accordance with a well-defined set of policies and standards (for instance, those specified in [25]), and will be tamper resistant to actually prevent an attacker from extracting or altering security data (like cryptographic keys) by using commonly employed techniques (physical probing and sophisticated analysis of the chip). This especially matters to the management (storage and operation) of cryptographic keys.

SA.TRANSACTION Transaction

The TOE must provide a means to execute a set of operations atomically. This mechanism must not jeopardise the execution of the user applications. The transaction status at the beginning of an applet session must be closed (no pending updates).

3.7 External Memory

SA.EXT-MNGT External Memory

The Extended Memory feature is an API-based mechanism to access the external memory outside the addressable Java Card VM space.

3.8 Configuration Module

SA.CONFIGURATION-MODULE Configuration Module

The Configuration Module is a JCOP functionality which allows to read and modify configuration items in the configuration area of the TOE.

3.9 Modular Design

SA.MODULAR-DESIGN Modular Design

The TOE might contain one or more Modules implementing particular functionality. The list of Modules present in the TOE must be retrievable. The Modules have an associated AID which allows to identify them. The AID is equivalent to the Package AID of Java Card packages. Modules can only be deleted, re-loading of a previously deleted module or replacing a present module must not be possible.

Interfaces to a Module can be Public or TOE internal. Public Interfaces can directly be accessed by any Applet or via an APDU, TOE internal interfaces can only be accessed by the TOE itself, Applets use the corresponding Java Card API [\[40\]](#).

SA.MODULE-INVOCATION Module Invocation

Invoking a module must be transparent to the user. If a Module has a TOE internal interface, is not present and is invoked by the user, the TOE must preserve a secure state by throwing an exception or returning an appropriate error status word to the CAD.

3.10 Restricted Mode

SA.RM Restricted Mode

If the Attack Counter reaches its limit the TOE goes into Restricted Mode. In this mode it is possible to perform a limited set of functions, like authenticate against the ISD, reset the Attack Counter or read logging information.

4 Security (Problem Definition (ASE_SPD))

4.1 Assets

Assets are security-relevant elements to be directly protected by the TOE. Confidentiality of assets is always intended with respect to un-trusted people or software, as various parties are involved during the first stages of the smart card product life-cycle. Details concerning the threats are given in Section 4.2 hereafter.

Assets have to be protected, some in terms of confidentiality and some in terms of integrity or both integrity and confidentiality. These assets might get compromised by the threats that the TOE is exposed to.

The assets to be protected by the TOE are listed below. They are grouped according to whether it is data created by and for the user (User data) or data created by and for the TOE (TSF data). This definition of grouping is taken from Section 5.1 of [13].

4.1.1 User Data

Table 10. User Data Assets

Code	Description
D.APP_CODE	The code of the applets and libraries loaded on the card. To be protected from unauthorized modification.
D.APP_C_DATA	Confidentiality - sensitive data of the applications, like the data contained in an object, a static field of a package, a local variable of the currently executed method, or a position of the operand stack. To be protected from unauthorized disclosure.
D.APP_I_DATA	Integrity sensitive data of the applications, like the data contained in an object and the PIN security attributes (PIN Try limit, PIN Try counter and State). To be protected from unauthorized modification.
D.APP_KEYS	Cryptographic keys owned by the applets. To be protected from unauthorized disclosure and modification.
D.APSD_KEYS	Refinement of D.APP_KEYS of [13]. Application Provider Security Domains cryptographic keys needed to establish secure channels with the AP. These keys can be used to load and install applications on the card if the Security Domain has the appropriate privileges. To be protected from unauthorized disclosure and modification.
D.ISD_KEYS	Refinement of D.APP_KEYS of [13]. Issuer Security Domain cryptographic keys needed to perform card management operations on the card. To be protected from unauthorized disclosure and modification.
D.VASD_KEYS	Refinement of D.APP_KEYS of [13]. Verification Authority Security Domain cryptographic keys needed to verify applications Mandated DAP signature. To be protected from unauthorized disclosure and modification.
D.CARD_MNGT_DATA	The data of the card management environment, like for instance, the identifiers, the privileges, life cycle states. To be protected from unauthorized modification.
D.PIN	Any end-user's PIN. To be protected from unauthorized disclosure and modification.

4.1.2 TSF Data

Table 11. TSF Data Assets

Code	Description
D.API_DATA	Private data of the API, like the contents of its private fields. To be protected from unauthorized disclosure and modification.
D.CRYPTO	Cryptographic data used in runtime cryptographic computations, like a seed used to generate a key. To be protected from unauthorized disclosure and modification.
D.JCS_CODE	The code of the Java Card System. To be protected from unauthorized disclosure and modification.
D.JCS_DATA	The internal runtime data areas necessary for the execution of the JCVM, such as, for instance, the frame stack, the program counter, the class of an object, the length allocated for an array, any pointer used to chain data-structures. To be protected from unauthorized disclosure or modification.
D.SEC_DATA	The runtime security data of the JCRE, like, for instance, the AIDs used to identify the installed applets, the currently selected applet, the current context of execution and the owner of each object. To be protected from unauthorized disclosure and modification.
D.CONFIG_ITEM	A configuration that can be changed using the Configuration Mechanism.
D.MODULE_CODE	The code of a Module. The code of a module might comprise Java code, native code, code of a native Library or a combination of them. To be protected against unauthorized disclosure and modification. Further to be protected against unauthorized removal or presence forgery.
D.MODULE_DATA	Private data of a Module, like the contents of its private fields. To be protected from unauthorized disclosure and modification.
D.ATTACK_COUNTER	The Attack Counter is incremented when a potential attack is detected. When the Attack Counter reaches its limit, the card goes into restricted mode.

4.2 Threats

4.2.1 Confidentiality

T.CONFID-APPLI-DATA Confidentiality of Application Data

The attacker executes an application to disclose data belonging to another application. See [SA.CONFID-APPLI-DATA](#) for details. Directly threatened asset(s):

D.APP_C_DATA, D.PIN and D.APP_KEYS.

T.CONFID-JCS-CODE Confidentiality of Java Card System Code

The attacker executes an application to disclose the Java Card System code. See [SA.CONFID-JCS-CODE](#) for details. Directly threatened asset(s): D.JCS_CODE and D.MODULE_CODE.

T.CONFID-JCS-DATA Confidentiality of Java Card System Data

The attacker executes an application to disclose data belonging to the Java Card System. See [SA.CONFID-JCS-DATA](#) for details. Directly threatened asset(s): D.API_DATA, D.SEC_DATA, D.JCS_DATA, D.CRYPTO and D.MODULE_CODE.

4.2.2 Integrity

T.INTEG-APPLI-CODE Integrity of Application Code

The attacker executes an application to alter (part of) its own code or another application's code. See [SA.INTEG-APPLI-CODE](#) for details. Directly threatened asset(s): D.APP_CODE and D.MODULE_CODE.

T.INTEG-APPLI-CODE.LOAD Integrity of Application Code - Load

The attacker modifies (part of) its own or another application code when an application package is transmitted to the card for installation. See [SA.INTEG-APPLI-CODE](#) for details. Directly threatened asset(s): D.APP_CODE.

T.INTEG-APPLI-DATA[REFINED] Integrity of Application Data

The attacker executes an application to alter (part of) another application's data. See [SA.INTEG-APPLI-DATA](#) for details. Directly threatened asset(s): D.APP_I_DATA, D.PIN, D.APP_KEYS, D.ISD_KEYS, D.VASD_KEYS and S.APSD_KEYS. This threat is a refinement of the Threat T.INTEG-APPLI-DATA from [13].

T.INTEG-APPLI-DATA.LOAD Integrity of Application Data - Load

The attacker modifies (part of) the initialization data contained in an application package when the package is transmitted to the card for installation. See [SA.INTEG-APPLI-DATA](#) for details. Directly threatened asset(s): D.APP_I_DATA and D.APP_KEYS.

T.INTEG-JCS-CODE Integrity of Java Card System Code

The attacker executes an application to alter (part of) the Java Card System code. See [SA.INTEG-JCS-CODE](#) for details. Directly threatened asset(s): D.JCS_CODE and D.MODULE_CODE.

T.INTEG-JCS-DATA Integrity of Java Card System Data

The attacker executes an application to alter (part of) Java Card System or API data. See [SA.INTEG-JCS-DATA](#) for details. Directly threatened asset(s): D.API_DATA, D.SEC_DATA, D.JCS_DATA, D.CRYPTO and D.MODULE_DATA.

4.2.3 Identity Usurpation

T.SID.1 Subject Identification 1

An applet or Module impersonates another application or Module, or even the Java Card RE, in order to gain illegal access to some resources of the card or with respect to the end user or the terminal. See [SA.SID](#) and [SA.MODULAR-DESIGN](#) for details. Directly threatened asset(s): D.SEC_DATA (other assets may be jeopardized should this attack succeed, for instance, if the identity of the JCRE is usurped), D.PIN and D.APP_KEYS.

T.SID.2 Subject Identification 2

The attacker modifies the TOE's attribution of a privileged role (e.g. default applet and currently selected applet), which allows illegal impersonation of this role. See [SA.SID](#) for further details. Directly threatened asset(s): D.SEC_DATA (any other asset may be jeopardized should this attack succeed, depending on whose identity was forged).

4.2.4 Unauthorized Execution

T.EXE-CODE.1 Code Execution 1

An applet performs an unauthorized execution of a method. See [SA.EXE-JCS-CODE](#) and [SA.EXE-APPLI-CODE](#) for details. Directly threatened asset(s): D.APP_CODE.

T.EXE-CODE.2 Code Execution 2

An applet performs an execution of a method fragment or arbitrary data. See [SA.EXE-JCS-CODE](#) and [SA.EXE-APPLI-CODE](#) for details. Directly threatened asset(s): D.APP_CODE.

T.NATIVE Native Code Execution

An applet executes a native method to bypass a TOE Security Function such as the firewall. See [SA.NATIVE](#) for details. Directly threatened asset(s): D.JCS_DATA.

T.MODULE_EXEC Code Execution of Modules

The attacker bypasses the presence check of a not present Module with TOE internal interface to execute arbitrary code. See [SA.MODULAR-DESIGN](#) and [SA.MODULE-INVOCATION](#) for details. Directly threatened asset(s): D.MODULE_CODE.

4.2.5 Denial of Service

T.RESOURCES Consumption of Resources

An attacker prevents correct operation of the Java Card System through consumption of some resources of the card: RAM or NVRAM. See [SA.RESOURCES](#) for details. Directly threatened asset(s): D.JCS_DATA.

4.2.6 Card Management

T.UNAUTHORIZED_CARD_MNGT Unauthorized Card Management

The attacker performs unauthorized card management operations (for instance impersonates one of the actor represented on the card) in order to take benefit of the privileges or services granted to this actor on the card such as fraudulent:

- load of a package file
- installation of a package file
- extradition of a package file or an applet
- personalization of an applet or a Security Domain
- deletion of a package file or an applet
- privileges update of an applet or a Security Domain

Directly threatened asset(s): D.ISD_KEYS, D.APSD_KEYS, D.APP_C_DATA, D.APP_I_DATA, D.APP_CODE, D.SEC_DATA, and D.CARD_MNGT_DATA (any other asset may be jeopardized should this attack succeed, depending on the virulence of the installed application).

This security objective is a refinement of the Threats T.INSTALL and T.DELETION from [\[13\]](#).

T.COM_EXPLOIT Communication Channel Remote Exploit

An attacker remotely exploits the communication channels established between a third party and the TOE in order to modify or disclose confidential data.

All assets are threatened.

T.LIFE_CYCLE Life Cycle

An attacker accesses to an application outside of its expected availability range thus violating irreversible life cycle phases of the application (for instance, an attacker repersonalizes the application). Directly threatened asset(s): D.APP_I_DATA, D.APP_C_DATA, and D.CARD_MNGT_DATA.

4.2.7 Services

T.OBJ-DELETION Object Deletion

The attacker keeps a reference to a garbage collected object in order to force the TOE to execute an unavailable method, to make it to crash, or to gain access to a memory containing data that is now being used by another application. See [SA.OBJ-DELETION](#) for further details. Directly threatened asset(s): D.APP_C_DATA, D.APP_I_DATA and D.APP_KEYS.

4.2.8 Miscellaneous

T.PHYSICAL Physical Tampering

The attacker discloses or modifies the design of the TOE, its sensitive data or application code by physical (opposed to logical) tampering means. This threat includes IC failure analysis, electrical probing, unexpected tearing, and Differential Power Analysis (DPA). That also includes the modification of the runtime execution of Java Card System or SCP software through alteration of the intended execution order of (set of) instructions through physical tampering techniques. This threatens all the identified assets. This threat refers to the point (7) of the security aspect [SA.SCP](#), and all aspects related to confidentiality and integrity of code and data. Application note:

If sensitive result is supported by the TOE, this threat covers the following sub-threat exploiting specifically the listed assets below:

- The attacker performs a physical manipulation to alter (part of) an application's integrity-sensitive data. See [SA.INTEG-APPLI-DATA-PHYS](#) for details. Directly threatened asset(s): D.APP_I_DATA, D.PIN, and D.APP_KEYS.

4.2.9 Operating System

T.OS_OPERATE Incorrect Operating System Behavior

Modification of the correct OS behavior by unauthorized use of TOE or use of incorrect or unauthorized instructions or commands or sequence of commands, in order to obtain an unauthorized execution of the TOE code. An attacker may cause a malfunction of TSF or of the Smart Card embedded OS in order to (1) bypass the security mechanisms (i.e. authentication or access control mechanisms) or (2) obtain unexpected result from the embedded OS behavior. Different kind of attack path may be used as:

1. Applying incorrect unexpected or unauthorized instructions, commands or command sequences,
2. Provoking insecure state by insertion of interrupt (reset), premature termination of transaction or communication between IC and the reading device

Info: Any implementation flaw in the OS itself can be exploited with this attack path to lead to an unsecured state of the state machine of the OS. The attacker uses the available interfaces of the TOE. A user could have certain specified privileges that allow

loading of selected programs. Unauthorized programs, if allowed to be loaded, may include either the execution of legitimate programs not intended for use during normal operation (such as patches, filters, Trojan horses, etc.) or the unauthorized loading of programs specifically targeted at penetration or modification of the security functions. Attempts to generate a non-secure state in the Smart Card may also be made through premature termination of transactions or communications between the IC and the card reading device, by insertion of interrupts, or by selecting related applications that may leave files open.

4.2.10 Random Numbers

T.RND Deficiency of Random Numbers

An attacker may predict or obtain information about random numbers generated by the TOE for instance because of a lack of entropy of the random numbers provided. An attacker may gather information about the produced random numbers which might be a problem because they may be used for instance to generate cryptographic keys. Here the attacker is expected to take advantage of statistical properties of the random numbers generated by the TOE without specific knowledge about the TOE's generator. Malfunctions or premature ageing are also considered which may assist in getting information about random numbers.

4.2.11 Configuration Module

T.CONFIG Unauthorized configuration

The attacker tries to change configuration items without authorization. Directly threatened asset(s): D.CONFIG_ITEM.

4.2.12 Secure Box

T.SEC_BOX_BORDER SecureBox Border Infringement

An attacker may try to use malicious code placed in the Secure Box to modify the correct behavior of the Operating System (OS). With the aim to

1. disclose the Java Card System code,
2. disclose or alter applet code, disclose or alter Java Card System data, or disclose or alter applet data.

4.2.13 Module replacement

T.MODULE_REPLACEMENT Replacement of Module

An attacker loads a Module with functionality differing from a previously deleted Module to bypass TOE Security Functions. See [SA.MODULAR-DESIGN](#) for details. Directly threatened assets: D.JCS_DATA.

4.2.14 Restricted Mode

T.ATTACK-COUNTER Modification of the Attack Counter

The attacker tries to modify the attack counter without authorization. Directly threatened asset: [D.ATTACK_COUNTER](#).

4.3 Organisational Security Policies

OSP.VERIFICATION File Verification

This policy is upheld by the security objective of the environment OE.VERIFICATION which guarantees that all the bytecodes shall be verified at least once, before the loading, before the installation or before the execution in order to ensure that each bytecode is valid at execution time.

This policy is also upheld by the security objective of the environment OE.CODE-EVIDENCE which ensures that evidences exist that the application code has been verified and not changed after verification, and by the security objective for the TOE O.LOAD which shall ensure that the loading of a package into the card is safe.

OSP.PROCESS-TOE Identification of the TOE

An accurate identification must be established for the TOE. This requires that each instantiation of the TOE carries this identification.

OSP.KEY-CHANGE Security Domain Keys Change

The Application Provider (AP) shall change its initial security domain keys (APSD) before any operation on its Security Domain.

OSP.SECURITY-DOMAINS Security Domains

Security domains can be dynamically created, deleted and blocked during usage phase in post-issuance mode.

OSP.SECURE-BOX Secure Box Border

Execution of untrusted native code shall be possible without any harm, manipulation, or influence on other parts of the TOE.

4.4 Assumptions

Note that the assumption A.DELETION is excluded. The Card Manager is part of the TOE and therefore the assumption is no longer relevant.

A.APPLET Applets without Native Methods

Applets loaded post-issuance do not contain native methods. The Java Card specification explicitly "does not include support for native methods" ([\[42\]](#)) outside the API.

A.VERIFICATION Bytecode Verification

All the bytecodes are verified at least once, before the loading, before the installation or before the execution, depending on the card capabilities, in order to ensure that each bytecode is valid at execution time.

A.USE_DIAG Usage of TOE's Secure Communication Protocol by OE

It is assumed that the operational environment supports and uses the secure communication protocols offered by the TOE.

A.USE_KEYS Protected Storage of Keys Outside of TOE

It is assumed that the keys which are stored outside the TOE and which are used for secure communication and authentication between Smart Card and terminals are protected for confidentiality and integrity in their own storage environment. This is especially true for D.APSD_KEYS, D.ISD_KEYS, and D.VASD_KEYS.

Info: This is to assume that the keys used in terminals or systems are correctly protected for confidentiality and integrity in their own environment, as the disclosure of such information which is shared with the TOE but is not under the TOE control, may compromise the security of the TOE.

A.PROCESS-SEC-IC Protection during Packaging, Finishing and Personalisation

It is assumed that security procedures are used after delivery of the TOE by the TOE Manufacturer up to delivery to the end consumer to maintain confidentiality and integrity of the TOE and of its manufacturing and test data (to prevent any possible copy, modification, retention, theft or unauthorised use). This means that the Phases after TOE Delivery are assumed to be protected appropriately. The assets to be protected are: The information and material produced and/or processed by the Security IC Embedded Software Developer in Phase 1 and by the Composite Product Manufacturer can be grouped as follows:

1. the Security IC Embedded Software including specifications, implementation and related documentation,
2. pre-personalisation and personalisation data including specifications of formats and memory areas, test related data,
3. the User Data and related documentation, and
4. material for software development support

as long as they are not under the control of the TOE Manufacturer.

A.APPS-PROVIDER Application Provider

The AP is a trusted actor that provides basic or secure applications. He is responsible for his security domain keys (APSD keys).

Info: An AP generally refers to the entity that issues the application. For instance it can be a financial institution for a payment application such as EMV or a transport operator for a transport application.

A.VERIFICATION-AUTHORITY Verification Authority

The VA is a trusted actor who is able to guarantee and check the digital signature attached to a basic or secure application.

Info: As a consequence, it guarantees the success of the application validation upon loading.

5 Security Objectives

5.1 Security Objectives for the TOE

5.1.1 Identification

OT.SID Subject Identification

The TOE shall uniquely identify every subject (applet, or package) before granting it access to any service.

OT.SID_MODULE Subject Identification of Modules

The TOE shall uniquely identify every Module before granting it access to any service.

5.1.2 Executive

OT.FIREWALL Firewall

The TOE shall ensure controlled sharing of data containers owned by applets of different packages or the JCRE and between applets and the TSFs. See [SA.FIREWALL](#) for details.

OT.GLOBAL_ARRAYS_CONFID Confidentiality of Global Arrays

The TOE shall ensure that the APDU buffer that is shared by all applications is always cleared upon applet selection. The TOE shall ensure that the global byte array used for the invocation of the install method of the selected applet is always cleared after the return from the install method.

OT.GLOBAL_ARRAYS_INTEG Integrity of Global Arrays

The TOE shall ensure that no application can store a reference to the APDU buffer, a global byte array created by the user through makeGlobalArray method and the byte array used for invocation of the install method of the selected applet.

OT.NATIVE Native Code

The only means that the Java Card VM shall provide for an application to execute native code is the invocation of a method of the Java Card API, or any additional API. See [SA.NATIVE](#) for details.

OT.OPERATE Correct Operation

The TOE must ensure continued correct operation of its security functions. See [SA.OPERATE](#) for details.

OT.REALLOCATION Secure Re-Allocation

The TOE shall ensure that the re-allocation of a memory block for the runtime areas of the Java Card VM does not disclose any information that was previously stored in that block.

OT.RESOURCES Resources availability

The TOE shall control the availability of resources for the applications. See [SA.RESOURCES](#) for details.

OT.SENSITIVE_RESULTS_INTEG Sensitive Result

The TOE shall ensure that the sensitive results (com.nxp.id.jcopx.security.SensitiveResultX) of sensitive operations executed by applications through the Java Card API are protected in integrity specifically against physical attacks.

5.1.3 Services

OT.ALARM Alarm

The TOE shall provide appropriate feedback information upon detection of a potential security violation. See [SA.ALARM](#) for details.

OT.CIPHER Cipher

The TOE shall provide a means to cipher sensitive data for applications in a secure way. In particular, the TOE must support cryptographic algorithms consistent with cryptographic usage policies and standards. See [SA.CIPHER](#) for details.

OT.RNG Random Numbers Generation

The TOE shall ensure the cryptographic quality of random number generation. For instance random numbers shall not be predictable and shall have sufficient entropy. The TOE shall ensure that no information about the produced random numbers is available to an attacker since they might be used for instance to generate cryptographic keys.

OT.KEY-MNGT Key Management

The TOE shall provide a means to securely manage cryptographic keys. This concerns the correct generation, distribution, access and destruction of cryptographic keys. See [SA.KEY-MNGT](#).

OT.PIN-MNGT Pin Management

The TOE shall provide a means to securely manage PIN objects (including the PIN try limit, PIN try counter and states). If the PIN try limit is reached, no further PIN authentication must be allowed. See [SA.PIN-MNGT](#) for details.

AppNote: PIN objects may play key roles in the security architecture of client applications. The way they are stored and managed in the memory of the smart card must be carefully considered, and this applies to the whole object rather than the sole value of the PIN. For instance, the try limit and the try counter's value are as sensitive as that of the PIN and the TOE must restrict their modification only to authorized applications such as the card manager.

OT.TRANSACTION Transaction

The TOE must provide a means to execute a set of operations atomically. See [SA.TRANSACTION](#) for details.

[OT.KEY-MNGT](#), [OT.PIN-MNGT](#), [OT.TRANSACTION](#), [OT.RNG](#) and [OT.CIPHER](#) are actually provided to applets in the form of Java Card APIs. Vendor-specific libraries can also be present on the card and made available to applets; those may be built on top of the Java Card API or independently. These proprietary libraries will be evaluated together with the TOE.

5.1.4 Object Deletion

OT.OBJ-DELETION Object Deletion

The TOE shall ensure the object deletion shall not break references to objects. See [SA.OBJ-DELETION](#) for further details.

5.1.5 Applet Management

OT.APPLI-AUTH Application Authentication

The card manager shall enforce the application security policies established by the card issuer by requiring application authentication during application loading on the card. This security objective is a refinement of the Security Objective O.LOAD from [13].

AppNote: Each application loaded onto the TOE has been signed by a VA. The VA will guarantee that the security policies established by the card issuer on applications are enforced. For example this authority (DAP) or a third party (Mandated DAP) can be present on the TOE as a Security Domain whose role is to verify each signature at application loading.

OT.DOMAIN-RIGHTS Domain Rights

The Card issuer shall not get access or change personalized AP Security Domain keys which belong to the AP. Modification of a Security Domain keyset is restricted to the AP who owns the security domain.

AppNote: APs have a set of keys that allows them to establish a secure channel between them and the platform. These keys sets are not known by the TOE issuer. The security domain initial keys are changed before any operation on the SD ([OE.KEY-CHANGE](#)).

OT.COMM_AUTH Communication Mutual Authentication

The TOE shall authenticate the origin of the card management requests that the card receives, and authenticate itself to the remote actor.

OT.COMM_INTEGRITY Communication Request Integrity

The TOE shall verify the integrity of the card management requests that the card receives.

OT.COMM_CONFIDENTIALITY Communication Request Confidentiality

The TOE shall be able to process card management requests containing encrypted data.

5.1.6 External Memory

OT.EXT-MEM External Memory

The TOE shall provide controlled access means to the external memory and ensure that the external memory does not address Java Card System memory (containing User Data and TSF Data).

5.1.7 Card Management

OT.CARD-MANAGEMENT Card Management

The TOE shall provide card management functionalities (loading, installation, extradition, deletion of applications and GP registry updates) in charge of the life cycle of the whole device and installed applications (applets). The card manager, the application with specific rights responsible for the administration of the smart card, shall control the access to card management functions. It shall also implement the card issuer's policy on card management.

The Security Objective from [13] for the environment OE.CARD-MANAGEMENT is listed as TOE Security Objective [OT.CARD-MANAGEMENT](#) for the TOE as the Card Manager belongs to the TOE for this evaluation. This security objective is a refinement for the Security Objectives O.INSTALL, O.LOAD, and O.DELETION from [13]. Thus, the following objectives are also covered:

- The TOE shall ensure that the installation of an applet performs as expected (See [SA.INSTALL](#) for details).
- The TOE shall ensure that the loading of a package into the card is secure.
- The TOE shall ensure that the deletion of a package from the TOE is secure.

AppNote: The card manager will be tightly connected in practice with the rest of the TOE, which in return shall very likely rely on the card manager for the effective enforcement of some of its security functions. The mechanism used to ensure authentication of the TOE issuer, that manages the TOE, or of the Service Providers owning a Security Domain with card management privileges is a secure channel. This channel will be used afterwards to protect commands exchanged with the TOE in confidentiality and integrity. The platform guarantees that only the ISD or the Service Providers owning a Security Domain with the appropriate privilege (Delegated Management) can manage the applications on the card associated with its Security Domain. This is done accordingly with the card issuer's policy on card management. The actor performing the operation must beforehand authenticate with the Security Domain. In the case of Delegated Management, the card management command will be associated with an electronic signature (GlobalPlatform token) verified by the ISD before execution.

The Security Objective from [13] for the environment OE.CARD-MANAGEMENT is listed as TOE Security Objective [OT.CARD-MANAGEMENT](#) for the TOE as the Card Manager belongs to the TOE for this evaluation. This security objective is a refinement for the Security Objectives O.INSTALL, O.LOAD, and O.DELETION from [13]. Thus, the following AppNote applicable to O.DELETION applies also:

- Usurpation of identity resulting from a malicious installation of an applet on the card may also be the result of perturbing the communication channel linking the CAD and the card. Even if the CAD is placed in a secure environment, the attacker may try to capture, duplicate, permute or modify the packages sent to the card. He may also try to send one of its own applications as if it came from the card issuer. Thus, this objective is intended to ensure the integrity and authenticity of loaded CAP files.

5.1.8 Smart Card Platform

OT.SCP.IC IC Physical Protection

The SCP shall provide all IC security features against physical attacks. This security objective for the environment refers to the point (7) of the security aspect [SA.SCP](#).

AppNote: The Security Objectives from [13] for the environment OE.SCP.RECOVERY, OE.SCP.SUPPORT, and OE.SCP.IC are listed as TOE Security Objectives ([OT.SCP.RECOVERY](#), [OT.SCP.SUPPORT](#), and [OT.SCP.IC](#)) for the TOE in this section as the Smart Card Platform belongs to the TOE for this evaluation.

OT.SCP.RECOVERY SCP Recovery

If there is a loss of power, or if the smart card is withdrawn from the CAD while an operation is in progress, the SCP must allow the TOE to eventually complete the interrupted operation successfully, or recover to a consistent and secure state. This security objective for the environment refers to the security aspect [SA.SCP](#).

AppNote: The Security Objectives from [13] for the environment OE.SCP.RECOVERY, OE.SCP.SUPPORT, and OE.SCP.IC are listed as TOE Security Objectives ([OT.SCP.RECOVERY](#), [OT.SCP.SUPPORT](#), and [OT.SCP.IC](#)) for the TOE in this section as the Smart Card Platform belongs to the TOE for this evaluation.

OT.SCP.SUPPORT SCP Support

The SCP shall support the TSFs of the TOE. This security objective refers to the security aspects 2, 3, 4 and 5 of [SA.SCP](#).

AppNote: The Security Objectives from [13] for the environment OE.SCP.RECOVERY, OE.SCP.SUPPORT, and OE.SCP.IC are listed as TOE Security Objectives ([OT.SCP.RECOVERY](#), [OT.SCP.SUPPORT](#), and [OT.SCP.IC](#)) for the TOE in this section as the Smart Card Platform belongs to the TOE for this evaluation.

OT.IDENTIFICATION TOE identification

The TOE must provide means to store Initialization Data and Pre-personalization Data in its non-volatile memory. The Initialization Data (or parts of them) are used for TOE identification.

5.1.9 Secure Box

OT.SEC_BOX_FW SecureBox firewall

The TOE shall provide separation between the Secure Box native code and the Java Card System. The separation shall comprise software execution and data access.

5.1.10 Random Numbers

OT.RND Quality of random numbers

The TOE shall ensure the cryptographic quality of random number generation. For instance random numbers shall not be predictable and shall have sufficient entropy. The TOE shall ensure that no information about the produced random numbers is available to an attacker since they might be used for instance to generate cryptographic keys.

5.1.11 Configuration Module

OT.CARD-CONFIGURATION Card Configuration

The TOE shall ensure that the customer can only configure customer configuration items and that NXP can configure customer and NXP configuration items.

5.1.12 Restricted Mode

OT.ATTACK-COUNTER Attack Counter

The TOE shall ensure that only the ISD can reset the [Attack Counter](#).

OT.RESTRICTED-MODE Restricted Mode

The TOE shall ensure that in Restricted Mode all operations return an error except for the limited set of commands that are allowed by the TOE when in Restricted Mode.

5.2 Security Objectives for the Operational Environment

OE.APPLET Applet

No applet loaded post-issuance shall contain native methods.

OE.VERIFICATION Bytecode Verification

All the bytecodes shall be verified at least once, before the loading, before the installation or before the execution, depending on the card capabilities, in order to ensure that each bytecode is valid at execution time. See SA.VERIFICATION for details. Additionally, the applet shall follow all the recommendations, if any, mandated in the platform guidance for maintaining the isolation property of the platform.

Application Note:

Constraints to maintain the isolation property of the platform are provided by the platform developer in application development guidance. The constraints apply to all application code loaded in the platform.

OE.CODE-EVIDENCE Code Evidence

For application code loaded pre-issuance, evaluated technical measures implemented by the TOE or audited organizational measures must ensure that loaded application has not been changed since the code verifications required in OE.VERIFICATION. For application code loaded post-issuance and verified off-card according to the requirements of OE.VERIFICATION, the verification authority shall provide digital evidence to the TOE that the application code has not been modified after the code verification and that he is the actor who performed code verification.

For application code loaded post-issuance and partially or entirely verified on-card, technical measures must ensure that the verification required in OE.VERIFICATION are performed. On-card bytecode verifier is out of the scope of this Protection Profile. Application Note: For application code loaded post-issuance and verified off-card, the integrity and authenticity evidence can be achieved by electronic signature of the application code, after code verification, by the actor who performed verification.

OE.APPS-PROVIDER Application Provider

The AP shall be a trusted actor that provides applications. The AP is responsible for its security domain keys.

OE.VERIFICATION-AUTHORITY Verification Authority

The VA should be a trusted actor who is able to verify bytecode of an application loaded on the card, guarantee and generate the digital signature attached to an application and ensure that its public key for verifying the application signature is on the TOE.

OE.KEY-CHANGE Security Domain Key Change

The AP must change its security domain initial keys before any operation on it.

OE.SECURITY-DOMAINS Security Domains

Security domains can be dynamically created, deleted and blocked during usage phase in post-issuance mode.

OE.USE_DIAG Secure TOE communication protocols

Secure TOE communication protocols shall be supported and used by the environment.

OE.USE_KEYS Protection of OPE keys

During the TOE usage, the terminal or system in interaction with the TOE, shall ensure the protection (integrity and confidentiality) of their own keys by operational means and/or procedures.

OE.PROCESS_SEC_IC Protection during composite product manufacturing

Security procedures shall be used after TOE Delivery up to delivery to the end-consumer to maintain confidentiality and integrity of the TOE and of its manufacturing and test data (to prevent any possible copy, modification, retention, theft or unauthorised use). This means that Phases after TOE Delivery up to the end of Phase 6 must be protected appropriately.

5.3 Security Objective Rational

In this section it is proven that the security objectives described in Chapter 4 can be traced for all aspects identified in the TOE-security environment and that they are suited to cover them. At least one security objective results from each assumption, OSP, and each threat. At least one threat, one OSP or assumption exists for each security objective.

Table 12. SPDs of the TOE vs. Objectives

Security Problem Definition	Security Objective
T.CONFID-APPLI-DATA	OT.SID OT.FIREWALL OT.GLOBAL_ARRAYS_CONFID OT.OPERATE OT.REALLOCATION OT.ALARM OT.CIPHER OT.KEY-MNGT OT.PIN-MNGT OT.TRANSACTION OE.VERIFICATION OT.EXT-MEM OT.CARD-MANAGEMENT OT.SCP.RECOVERY OT.SCP.SUPPORT OT.RNG
T.CONFID-JCS-CODE	OT.NATIVE OE.VERIFICATION OT.EXT-MEM OT.CARD-MANAGEMENT
T.CONFID-JCS-DATA	OT.SID OT.FIREWALL OT.OPERATE OT.ALARM OE.VERIFICATION OT.EXT-MEM OT.CARD-MANAGEMENT OT.SCP.RECOVERY OT.SCP.SUPPORT OT.SID_MODULE

Table 12. SPDs of the TOE vs. Objectives...continued

Security Problem Definition	Security Objective
T.INTEG-APPLI-CODE	OT.NATIVE OE.VERIFICATION OT.EXT-MEM OT.CARD-MANAGEMENT OE.CODE-EVIDENCE
T.INTEG-APPLI-CODE.LOAD	OT.CARD-MANAGEMENT OE.CODE-EVIDENCE OT.APPLI-AUTH
T.INTEG-APPLIDATA[REFINED]	OT.SID OT.FIREWALL OT.GLOBAL_ARRAYS_INTEG OT.OPERATE OT.REALLOCATION OT.ALARM OT.CIPHER OT.KEY-MNGT OT.PIN-MNGT OT.TRANSACTION OE.VERIFICATION OT.CARD-MANAGEMENT OT.SCP.RECOVERY OT.SCP.SUPPORT OE.CODE-EVIDENCE OT.DOMAIN-RIGHTS OT.RNG
T.INTEG-APPLI-DATA.LOAD	OT.CARD-MANAGEMENT OE.CODE-EVIDENCE OT.APPLI-AUTH
T.INTEG-JCS-CODE	OT.NATIVE OE.VERIFICATION OT.EXT-MEM OT.CARD-MANAGEMENT OE.CODE-EVIDENCE
T.INTEG-JCS-DATA	OT.SID OT.FIREWALL OT.OPERATE OT.ALARM OE.VERIFICATION OT.EXT-MEM OT.CARD-MANAGEMENT OT.SCP.RECOVERY OT.SCP.SUPPORT OE.CODE-EVIDENCE OT.SID_MODULE

Table 12. SPDs of the TOE vs. Objectives...continued

Security Problem Definition	Security Objective
T.SID.1	OT.SID OT.FIREWALL OT.GLOBAL_ARRAYS_CONFID OT.GLOBAL_ARRAYS_INTEG OT.CARD-MANAGEMENT OT.SID_MODULE
T.SID.2	OT.SID OT.FIREWALL OT.OPERATE OT.CARD-MANAGEMENT OT.SCP.RECOVERY OT.SCP.SUPPORT
T.EXE-CODE.1	OT.FIREWALL OE.VERIFICATION
T.EXE-CODE.2	OE.VERIFICATION
T.NATIVE	OT.NATIVE OE.APPLET OE.VERIFICATION
T.MODULE_EXEC	OT.OPERATE OT.ALARM OE.APPLET OT.SCP.SUPPORT OT.SID_MODULE
T.RESOURCES	OT.OPERATE OT.RESOURCES OT.CARD-MANAGEMENT OT.SCP.RECOVERY OT.SCP.SUPPORT
T.UNAUTHORIZED_CARD_MNGT	OT.CARD-MANAGEMENT OT.DOMAIN-RIGHTS OT.COMM_AUTH OT.COMM_INTEGRITY OT.APPLI-AUTH
T.LIFE_CYCLE	OT.CARD-MANAGEMENT OT.DOMAIN-RIGHTS
T.COM_EXPLOIT	OT.COMM_AUTH OT.COMM_INTEGRITY OT.COMM_CONFIDENTIALITY
T.OBJ-DELETION	OT.OBJ-DELETION
T.CONFIG	OT.CARD-CONFIGURATION
T.ATTACK-COUNTER	OT.ATTACK-COUNTER OT.RESTRICTED-MODE

Table 12. SPDs of the TOE vs. Objectives...continued

Security Problem Definition	Security Objective
T.PHYSICAL	OT.SCP.IC OT.RESTRICTED-MODE OT.SENSITIVE_RESULTS_INTEG
T.OS_OPERATE	OT.OPERATE
T.SEC_BOX_BORDER	OT.SEC_BOX_FW
T.RND	OT.RND
T.MODULE_REPLACEMENT	OT.OPERATE OE.APPLLET OT.SCP.SUPPORT OT.SID_MODULE
OSP.VERIFICATION	OE.VERIFICATION OT.CARD-MANAGEMENT OE.CODE-EVIDENCE OT.APPLI-AUTH
OSP.PROCESS-TOE	OT.IDENTIFICATION
OSP.KEY-CHANGE	OE.KEY-CHANGE
OSP.SECURITY-DOMAINS	OE.SECURITY-DOMAINS
OSP.SECURE-BOX	OT.SEC_BOX_FW
A.APPLLET	OE.APPLLET
A.VERIFICATION	OE.VERIFICATION OE.CODE-EVIDENCE
A.USE_DIAG	OE.USE_DIAG
A.USE_KEYS	OE.USE_KEYS
A.PROCESS-SEC-IC	OE.PROCESS_SEC_IC
A.APPS-PROVIDER	OE.APPS-PROVIDER
A.VERIFICATION-AUTHORITY	OE.VERIFICATION-AUTHORITY

5.3.1 Threats

5.3.1.1 Confidentiality

5.3.1.1.1 T.CONFID-APPLI-DATA

Table 13. T.CONFID-APPLI-DATA

Objective	Rationale
OT.SID	Counters this threat by providing correct identification of applets.
OT.FIREWALL	Counters this threat by providing the Java Card Virtual Machine Firewall as specified in [41] .

Table 13. T.CONFID-APPLI-DATA...continued

Objective	Rationale
OT.GLOBAL_ARRAYS_CONFID	Counters this threat by preventing the disclosure of the information stored in the APDU buffer.
OT.OPERATE	Counters the threat by ensuring that the firewall, which is dynamically enforced, shall never stop operating.
OT.REALLOCATION	Counters this threat by preventing any attempt to read a piece of information that was previously used by an application but has been logically deleted. It states that any information that was formerly stored in a memory block shall be cleared before the block is reused.
OT.ALARM	Counters this threat by obtaining clear warning and error messages from the firewall, which is a software tool automating critical controls, so that the appropriate countermeasure can be taken.
OT.CIPHER	Contributes to counter this threat by protecting the data shared or information communicated between applets and the CAD using cryptographic functions.
OT.KEY-MNGT	Counters this threat by providing appropriate management of keys, PIN's which are particular cases of an application's sensitive data.
OT.PIN-MNGT	Counters this threat by providing appropriate management of keys, PIN's which are particular cases of an application's sensitive data.
OT.TRANSACTION	Counters this threat by providing appropriate management of keys, PIN's which are particular cases of an application's sensitive data.
OE.VERIFICATION	Contributes to counter the threat by checking the bytecode.
OT.EXT-MEM	Contributes to counter this threat by controlling the access to external memory areas.
OT.CARD-MANAGEMENT	Contributes to counter this threat by controlling the access to card management functions.
OT.SCP.RECOVERY	Intended to support the OT.OPERATE and OT.ALARM objectives of the TOE, thus indirectly related to the threats that these objectives contribute to counter.
OT.SCP.SUPPORT	Intended to support the OT.OPERATE and OT.ALARM objectives of the TOE, thus indirectly related to the threats that these objectives contribute to counter.
OT.RNG	Counters this threat by providing appropriate management of keys, PIN's which are particular cases of an application's sensitive data.

5.3.1.1.2 T.CONFID-JCS-CODE

Table 14. T.CONFID-JCS-CODE

Objective	Rationale
OT.NATIVE	Counters this threat by ensuring that no native applications can be run to modify a piece of code.
OE.VERIFICATION	Contributes to counter the threat by checking the bytecode.
OT.EXT-MEM	Contributes to counter this threat by controlling the access to external memory areas.
OT.CARD-MANAGEMENT	Contributes to counter this threat by controlling the access to card management functions.

5.3.1.1.3 T.CONFID-JCS-DATA

Table 15. T.CONFID-JCS-DATA

Objective	Rationale
OT.SID	Counters this threat by providing correct identification of applets.
OT.FIREWALL	Contributes to counter this threat by providing means of separating data.
OT.OPERATE	Counters the threat by ensuring that the firewall, which is dynamically enforced, shall never stop operating.
OT.ALARM	Contributes to counter this threat by obtaining clear warning and error messages from the firewall, which is a software tool automating critical controls, so that the appropriate countermeasure can be taken.
OE.VERIFICATION	Contributes to counter the threat by checking the bytecode.
OT.EXT-MEM	Contributes to counter this threat by controlling the access to external memory areas.
OT.CARD-MANAGEMENT	Contributes to counter this threat by controlling the access to card management functions.
OT.SCP.RECOVERY	Intended to support the OT.OPERATE and OT.ALARM objectives of the TOE, thus indirectly related to the threats that these objectives contribute to counter.
OT.SCP.SUPPORT	Intended to support the OT.OPERATE and OT.ALARM objectives of the TOE, thus indirectly related to the threats that these objectives contribute to counter.
OT.SID_MODULE	Counters this threat by providing correct identification of applets.

5.3.1.2 Integrity

5.3.1.2.1 T.INTEG-APPLI-CODE

Table 16. T.INTEG-APPLI-CODE

Objective	Rationale
OT.NATIVE	Counters this threat by ensuring that no native code can be run to modify a piece of code.

Table 16. T.INTEG-APPLI-CODE...continued

Objective	Rationale
OE.VERIFICATION	Contributes to counter the threat by checking the bytecode. Byte-code verification ensures that each of the instructions used on the Java Card platform is used for its intended purpose and in the intended scope of accessibility. As none of these instructions enables modifying a piece of code, no Java Card applet can therefore be executed to modify a piece of code.
OT.EXT-MEM	Contributes to counter this threat by controlling the access to external memory areas.
OT.CARD-MANAGEMENT	Contributes to counter this threat by controlling the access to card management functions.
OE.CODE-EVIDENCE	The objective OE.CODE-EVIDENCE contributes to counter this threat by ensuring that integrity and authenticity evidences exist for the application code loaded into the platform.

5.3.1.2.2 T.INTEG-APPLI-CODE.LOAD

Table 17. T.INTEG-APPLI-CODE.LOAD

Objective	Rationale
OT.ALARM	Contributes to counter this threat by obtaining clear warning and error messages from the firewall, which is a software tool automating critical controls, so that the appropriate countermeasure can be taken.
OE.VERIFICATION	Contributes to counter the threat by checking the bytecode.
OT.EXT-MEM	Contributes to counter this threat by controlling the access to external memory areas.
OT.CARD-MANAGEMENT	Contributes to counter this threat by controlling the access to card management functions.
OT.SCP.RECOVERY	Intended to support the OT.OPERATE and OT.ALARM objectives of the TOE, thus indirectly related to the threats that these objectives contribute to counter.
OT.SCP.SUPPORT	Intended to support the OT.OPERATE and OT.ALARM objectives of the TOE, thus indirectly related to the threats that these objectives contribute to counter.
OT.SID_MODULE	Counters this threat by providing correct identification of applets.

5.3.1.2.3 T.INTEG-APPLI-DATA[REFINED]

Table 18. T.INTEG-APPLI-DATA[REFINED]

Objective	Rationale
OT.SID	Counters this threat by providing correct identification of applets.
OT.FIREWALL	Contributes to counter this threat by providing means of separating data.
OT.GLOBAL_ARRAYS_INTEG	Counters this threat by ensuring the integrity of the information stored in the APDU buffer. Application data that is sent to the applet as clear text arrives in the APDU buffer, which is a resource shared by all applications.

Table 18. T.INTEG-APPLI-DATA[REFINED]...continued

Objective	Rationale
OT.OPERATE	Counters the threat by ensuring that the firewall, which is dynamically enforced, shall never stop operating.
OT.REALLOCATION	Counters the threat by preventing any attempt to read a piece of information that was previously used by an application but has been logically deleted. It states that any information that was formerly stored in a memory block shall be cleared before the block is reused.
OT.ALARM	Contributes to counter this threat by obtaining clear warning and error messages from the firewall, which is a software tool automating critical controls, so that the appropriate countermeasure can be taken.
OT.CIPHER	Contributes to counter this threat by protecting the data shared or information communicated between applets and the CAD using cryptographic functions.
OT.KEY-MNGT	Counters this threat by providing appropriate management of keys, PINs which are particular cases of an application's sensitive data.
OT.PIN-MNGT	Counters this threat by providing appropriate management of keys, PINs which are particular cases of an application's sensitive data.
OT.TRANSACTION	Counters this threat by providing appropriate management of keys, PINs which are particular cases of an application's sensitive data.
OE.VERIFICATION	Contributes to counter the threat by checking the bytecode.
OT.CARD-MANAGEMENT	Contributes to counter this threat by controlling the access to card management functions.
OT.SCP.RECOVERY	Intended to support the OT.OPERATE and OT.ALARM objectives of the TOE, thus indirectly related to the threats that these objectives contribute to counter.
OT.SCP.SUPPORT	Intended to support the OT.OPERATE and OT.ALARM objectives of the TOE, thus indirectly related to the threats that these objectives contribute to counter.
OE.CODE-EVIDENCE	Contributes to counter this threat by ensuring that the application code loaded into the platform has not been changed after code verification, which ensures code integrity and authenticity.
OT.DOMAIN-RIGHTS	Contributes to counter this threat by ensuring that personalization of the application by its associated security domain is only performed by the authorized AP.
OT.RNG	Counters this threat by providing appropriate management of keys, PINs which are particular cases of an application's sensitive data.

5.3.1.2.4 T.INTEG-APPLI-DATA.LOAD

Table 19. T.INTEG-APPLI-DATA.LOAD

Objective	Rationale
OT.CARD-MANAGEMENT	Contributes to counter this threat by controlling the access to card management functions such as the installation, update or deletion of applets. Contributes to counter this threat by controlling the access to card management functions such as the installation, update or deletion of applets.
OE.CODE-EVIDENCE	Contributes to counter this threat by ensuring that the application code loaded into the platform has not been changed after code verification.
OT.APPLI-AUTH	Counters this threat by ensuring that the loading of packages is done securely and thus preserves the integrity of packages code.

5.3.1.2.5 T.INTEG-JCS-CODE

Table 20. T.INTEG-JCS-CODE

Objective	Rationale
OT.NATIVE	Counters this threat by ensuring that no native code can be run to modify a piece of code.
OE.VERIFICATION	Contributes to counter the threat by checking the bytecode. Byte-code verification ensures that each of the instructions used on the Java Card platform is used for its intended purpose and in the intended scope of accessibility. As none of these instructions enables modifying a piece of code, no Java Card applet can therefore be executed to modify a piece of code.
OT.EXT-MEM	Contributes to counter this threat by controlling the access to external memory areas.
OT.CARD-MANAGEMENT	Contributes to counter this threat by controlling the access to card management functions.
OE.CODE-EVIDENCE	Contributes to counter this threat by ensuring that the application code loaded into the platform has not been changed after code verification, which ensures code integrity and authenticity.

T.INTEG-JCS-DATA

Table 21. T.INTEG-JCS-DATA

Objective	Rationale
OT.SID	Counters this threat by providing correct identification of applets.
OT.FIREWALL	Contributes to counter this threat by providing means of separation.
OT.OPERATE	Counters the threat by ensuring that the firewall shall never stop operating.
OT.ALARM	Contributes to counter this threat by obtaining clear warning and error messages from the firewall so that the appropriate countermeasure can be taken.
OE.VERIFICATION	Contributes to counter the threat by checking the bytecodes.

Table 21. T.INTEG-JCS-DATA...continued

Objective	Rationale
OT.EXT-MEM	Contributes to counter this threat by controlling the access to external memory areas.
OT.CARD-MANAGEMENT	Contributes to counter this threat by controlling the access to card management functions.
OT.SCP.RECOVERY	Intended to support the OT.OPERATE and OT.ALARM objectives of the TOE, thus indirectly related to the threats that these objectives contribute to counter.
OT.SCP.SUPPORT	Intended to support the OT.OPERATE and OT.ALARM objectives of the TOE, thus indirectly related to the threats that these objectives contribute to counter.
OE.CODE-EVIDENCE	Contributes to counter this threat by ensuring that the application code loaded into the platform has not been changed after code verification, which ensures code integrity and authenticity.
OT.SID_MODULE	Counters this threat by providing correct identification of applets.

5.3.1.3 Identity Usurpation

5.3.1.3.1 T.SID.1

Table 22. T.SID.1

Objective	Rationale
OT.SID	Counters this threat by providing unique subject identification.
OT.FIREWALL	Counters the threat by providing separation of application data (like PINs).
OT.GLOBAL_ARRAYS_CONFID	Counters this threat by preventing the disclosure of the installation parameters of an applet (like its name). These parameters are loaded into a global array that is also shared by all the applications. The disclosure of those parameters could be used to impersonate the applet.
OT.GLOBAL_ARRAYS_INTEG	Counters this threat by preventing the disclosure of the installation parameters of an applet (like its name). These parameters are loaded into a global array that is also shared by all the applications. The disclosure of those parameters could be used to impersonate the applet.
OT.CARD-MANAGEMENT	Contributes to counter this threat by preventing usurpation of identity resulting from a malicious installation of an applet on the card.
OT.SID_MODULE	Counters this threat by providing unique subject identification.

5.3.1.3.2 T.SID.2

Table 23. T.SID.2

Objective	Rationale
OT.SID	Counters this threat by providing unique subject identification.
OT.FIREWALL	Contributes to counter this threat by providing means of separation.

Table 23. T.SID.2...continued

Objective	Rationale
OT.OPERATE	Counters the threat by ensuring that the firewall shall never stop operating.
OT.CARD-MANAGEMENT	Contributes to counter this threat by ensuring that installing an applet has no effect on the state of other applets and thus can't change the TOE's attribution of privileged roles.
OT.SCP.RECOVERY	Intended to support the OT.OPERATE and objectives of the TOE, thus indirectly related to the threats that these objectives contribute to counter.
OT.SCP.SUPPORT	Intended to support the OT.OPERATE and objectives of the TOE, thus indirectly related to the threats that these latter objectives contribute to counter.

5.3.1.4 Unauthorized Execution

5.3.1.4.1 T.EXE-CODE.1

Table 24. T.EXE-CODE.1

Objective	Rationale
OT.FIREWALL	Counters the threat by preventing the execution of non-shareable methods of a class instance by any subject apart from the class instance owner
OE.VERIFICATION	Contributes to counter the threat by checking the bytecodes. Bytecode verification ensures that each of the instructions used on the Java Card platform is used for its intended purpose and in the intended scope of accessibility. As none of these instructions enables modifying a piece of code, no Java Card applet can therefore be executed to modify a piece of code.

5.3.1.4.2 T.EXE-CODE.2

Table 25. T.EXE-CODE.2

Objective	Rationale
OE.VERIFICATION	Contributes to counter the threat by checking the bytecodes. Bytecode verification ensures that each of the instructions used on the Java Card platform is used for its intended purpose and in the intended scope of accessibility. Especially the control flow confinement and the validity of the method references used in the bytecodes are guaranteed.

5.3.1.4.3 T.NATIVE

Table 26. T.NATIVE

Objective	Rationale
OT.NATIVE	Counters this threat by ensuring that a Java Card applet can only access native methods indirectly that is, through an API.
OE.APPLLET	Contributes to counter this threat by ensuring that no native applets shall be loaded in post-issuance.

Table 26. T.NATIVE...continued

Objective	Rationale
OE.VERIFICATION	Contributes to counter the threat by checking the bytecodes. Bytecode verification also prevents the program counter of an applet to jump into a piece of native code by confining the control flow to the currently executed method.

5.3.1.4.4 T.MODULE_EXEC

Table 27. T.MODULE_EXEC

Objective	Rationale
OT.OPERATE	Counters the threat by ensuring correct working order.
OT.ALARM	Counters this threat by obtaining clear warning and error messages when the TOE internal interface of a “not present” Module shall be invoked.
OE.APPLLET	Contributes to counter this threat by ensuring that no native applets shall be loaded in post-issuance.
OT.SCP.SUPPORT	Intended to support the OT.OPERATE and OT.ALARM objectives of the TOE, thus indirectly related to the threats that these objectives contribute to counter.
OT.SID_MODULE	Counters this threat by providing correct identification of Modules.

5.3.1.5 Denial of Service

5.3.1.5.1 T.RESOURCES

Table 28. T.RESOURCES

Objective	Rationale
OT.OPERATE	Counters the threat by ensuring correct working order.
OT.RESOURCES	Counters the threat directly by objectives on resource-management.
OT.CARD-MANAGEMENT	Counters this threat by controlling the consumption of resources during installation and other card management operations.
OT.SCP.RECOVERY	Intended to support the OT.OPERATE and OT.RESOURCES objectives of the TOE, thus indirectly related to the threats that these objectives contribute to counter.
OT.SCP.SUPPORT	Intended to support the OT.OPERATE and OT.RESOURCES objectives of the TOE, thus indirectly related to the threats that these objectives contribute to counter.

5.3.1.6 Card Management

5.3.1.6.1 T.UNAUTHORIZED_CARD_MNGT

Table 29. T.UNAUTHORIZED_CARD_MNGT

Objective	Rationale
OT.CARD-MANAGEMENT	Contributes to counter this threat by controlling the access to card management functions such as the loading, installation, extradition or deletion of applets.
OT.DOMAIN-RIGHTS	Contributes to counter this threat by restricting the modification of an AP security domain keyset to the AP who owns it.
OT.COMM_AUTH	Contributes to counter this threat by preventing unauthorized users from initiating a malicious card management operation.
OT.COMM_INTEGRITY	Contributes to counter this threat by protecting the integrity of the card management data while it is in transit to the TOE.
OT.APPLI-AUTH	Counters this threat by ensuring that the loading of a package is safe.

5.3.1.6.2 T.COM_EXPLOIT

Table 30. T.COM_EXPLOIT

Objective	Rationale
OT.COMM_AUTH	Contributes to counter this threat by preventing unauthorized users from initiating a malicious card management operation.
OT.COMM_INTEGRITY	Contributes to counter this threat by protecting the integrity of the card management data while it is in transit to the TOE
OT.COMM_CONFIDENTIALITY	Contributes to counter this threat by preventing from disclosing encrypted data transiting to the TOE

5.3.1.6.3 T.LIFE_CYCLE

Table 31. T.LIFE_CYCLE

Objective	Rationale
OT.CARD-MANAGEMENT	Contributes to counter this threat by controlling the access to card management functions such as the loading, installation, extradition or deletion of applets
OT.DOMAIN-RIGHTS	Contributes to counter this threat by restricting the use of an AP security domain keysets, and thus the management of the applications related to this SD, to the AP who owns it

5.3.1.7 Services

5.3.1.7.1 T.OBJ-DELETION

Table 32. T.OBJ-DELETION

Objective	Rationale
OT.OBJ-DELETION	Counters this threat by ensuring that object deletion shall not break references to objects.

5.3.1.8 Miscellaneous

5.3.1.8.1 T.PHYSICAL

Table 33. T.PHYSICAL

Objective	Rationale
OT.SCP.IC	Counters physical attacks. Physical protections rely on the underlying platform and are therefore an environmental issue.
OT.RESTRICTED-MODE	Contributes to counter the threat by ensuring that if the limit of the Attack Counter is reached only limited functionality is available.
OT.SENSITIVE_RESULTS_INTEG	If the sensitive result is supported by the TOE, this threat is partially covered by the security objective OT.SENSITIVE_RESULTS_INTEG which ensures that sensitive results are protected against unauthorized modification by physical attacks.

5.3.1.9 Operating System

5.3.1.9.1 T.OS_OPERATE

Table 34. T.OS_OPERATE

Objective	Rationale
OT.OPERATE	Contributes to counter the threat by ensuring the correct continuation of operation of the TOE's logical security functions. Security mechanisms have to be implemented to avoid fraudulent usage of the TOE, usage of certain memory regions, or usage of incorrect or unauthorized instructions or commands or sequence of commands. The security mechanisms must be designed to always put the TOE in a known and secure state.

5.3.1.10 Random Numbers

5.3.1.10.1 T.RND

Table 35. T.RND

Objective	Rationale
OT.RND	Counters the threat by ensuring the cryptographic quality of random number generation. For instance random numbers shall not be predictable and shall have sufficient entropy. Furthermore, the TOE ensures that no information about the produced random numbers is available to an attacker.

5.3.1.11 Configuration Module

5.3.1.11.1 T.CONFIG

Table 36. T.CONFIG

Objective	Rationale
OT.CARD-CONFIGURATION	Counters the threat by ensuring that the customer can only read and write customer configuration items using the Customer Configuration Token and NXP can read and write configuration items using the NXP Configuration Token . If access is disabled configuration items can not be read or written.

5.3.1.12 Module replacement

5.3.1.12.1 T.MODULE_REPLACEMENT

Table 37. T.MODULE_REPLACEMENT

Objective	Rationale
OT.OPERATE	Counters the threat by ensuring correct working order.
OE.APPLLET	Contributes to counter this threat by ensuring that no native applets shall be loaded in post-issuance.
OT.SCP.SUPPORT	Intended to support the OT.OPERATE objective of the TOE, thus indirectly related to the threats that these objectives contribute to counter.
OT.SID_MODULE	Counters this threat by providing correct identification of Modules.

5.3.1.13 Restricted Mode

5.3.1.13.1 T.ATTACK-COUNTER

Table 38. T.ATTACK-COUNTER

Objective	Rationale
OT.ATTACK-COUNTER	Counters the threat by ensuring that the Attack Counter can only be modified according to specified rules.
OT.RESTRICTED-MODE	Counters the threat by ensuring that the Attack Counter can only be modified according to the specified conditions.

5.3.2 Organisational Security Policies

5.3.2.1 OSP.VERIFICATION

Table 39. OSP.VERIFICATION

Objective	Rationale
OE.VERIFICATION	Enforces the OSP by guaranteeing that all the bytecodes shall be verified at least once, before the loading, before the installation or before the execution in order to ensure that each bytecode is valid at execution time.
OT.CARD-MANAGEMENT	Contributing to enforce the OSP by ensuring that the loading of a package into the card is safe.

Table 39. OSP.VERIFICATION...continued

Objective	Rationale
OE.CODE-EVIDENCE	This policy is enforced by the security objective of the environment OE.CODE-EVIDENCE which ensures that evidences exist that the application code has been verified and not changed after verification.
OT.APPLI-AUTH	Contributing to enforce the OSP by ensuring that the loading of a package into the card is safe.

5.3.2.2 OSP.PROCESS-TOE

Table 40. OSP.PROCESS-TOE

Objective	Rationale
OT.IDENTIFICATION	Enforces this organisational security policy by ensuring that the TOE can be uniquely identified.

5.3.2.3 OSP.KEY-CHANGE

Table 41. OSP.KEY-CHANGE

Objective	Rationale
OE.KEY-CHANGE	Enforces the OSP by ensuring that the initial keys of the security domain are changed before any operation on them are performed.

5.3.2.4 OSP.SECURITY-DOMAINS

Table 42. OSP.SECURITY-DOMAINS

Objective	Rationale
OE.SECURITY-DOMAINS	Enforces the OSP by dynamically create, delete, and block the security domain during usage phase in post-issuance mode.

5.3.2.5 OSP.SECURE-BOX

Table 43. OSP.SECURE-BOX

Objective	Rationale
OT.SEC_BOX_FW	Addresses directly this organizational security policy by ensuring that the native code and data in Secure Box is separated from the rest of the TOE. Due to this separation the native code in the Secure Box cannot harm the code and data outside the Secure Box.

5.3.3 Assumptions

5.3.3.1 A.APPLLET

Table 44. A.APPLLET

Objective	Rationale
OE.APPLLET	Upholds the assumption by ensuring that no applet loaded post-issuance shall contain native methods.

5.3.3.2 A.VERIFICATION

Table 45. A.VERIFICATION

Objective	Rationale
OE.VERIFICATION	Upholds the assumption by guaranteeing that all the bytecodes shall be verified at least once, before the loading, before the installation or before the execution in order to ensure that each bytecode is valid at execution time.
OE.CODE-EVIDENCE	This assumption is also upheld by the security objective of the environment OE.CODE-EVIDENCE which ensures that evidences exist that the application code has been verified and not changed after verification.

5.3.3.3 A.USE_DIAG

Table 46. A.USE_DIAG

Objective	Rationale
OE.USE_DIAG	Directly upholds this assumption.

5.3.3.4 A.USE_KEYS

Table 47. A.USE_KEYS

Objective	Rationale
OE.USE_KEYS	Directly upholds this assumption.

5.3.3.5 A.PROCESS-SEC-IC

Table 48. A.PROCESS-SEC-IC

Objective	Rationale
OE.PROCESS_SEC_IC	Directly upholds this assumption.

5.3.3.6 A.APPS-PROVIDER

Table 49. A.APPS-PROVIDER

Objective	Rationale
OE.APPS-PROVIDER	Directly upholds this assumption.

5.3.3.7 A.VERIFICATION-AUTHORITY

Table 50. A.VERIFICATION-AUTHORITY

Objective	Rationale
OE.VERIFICATION-AUTHORITY	Directly upholds this assumption.

6 Extended Components Definition (ASE_ECD)

6.1 Definition of Family “Audit Data Storage (FAU_SAS)”

This section has been taken over from the certified (BSI-PP-0084-2014) Security IC Platform Protection profile [25].

To define the security functional requirements of the TOE an additional family (FAU_SAS) of the Class FAU (Security Audit) is defined here. This family describes the functional requirements for the storage of audit data. It has a more general approach than FAU_GEN, because it does not necessarily require the data to be generated by the TOE itself and because it does not give specific details of the content of the audit records.

6.1.1 FAU_SAS Audit data storage

Family behavior:

This family defines functional requirements for the storage of audit data.

Component leveling:

Table 51. SAS Component



FAU_SAS Requires the TOE to provide the possibility to store audit data.

Management: FAU_SAS.1

There are no management activities foreseen.

Audit: FAU_SAS.1 There are no actions defined to be auditable.

FAU_SAS.1 Audit storage.

Hierarchical to: No other components.

Dependencies No dependencies.

FAU_SAS.1.1 The TSF shall provide [assignment: list of subjects] with the capability to store [assignment: list of audit information] in the [assignment: type of persistent memory].

6.2 Definition of Family “TOE emanation (FPT_EMSEC)”

This section has been taken over from the certified (BSI-PP-0055) Protection Profile Machine Readable travel Document with "ICAO Application", Basic Access Control [5].

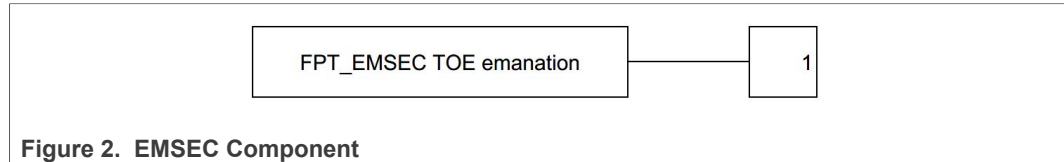
The sensitive family FPT_EMSEC (TOE Emanation) of the Class FPT (Protection of the TSF) is defined here to describe the IT security functional requirements of the TOE. The TOE shall prevent attacks against the TOE and other secret data where the attack is based on external observable physical phenomena of the TOE. Examples of such attacks are evaluation of TOE’s electromagnetic radiation, simple power analysis (SPA), differential power analysis (DPA), timing attacks, etc. This family describes the functional requirements for the limitation of intelligible emanations which are not directly addressed by any other component of CC part 2 [3].

FPT_EMSEC TOE emanation

Family behavior:

This family defines requirements to mitigate intelligible emanations.

Component leveling:



FPT_EMSEC TOE emanation has two constituents:

FPT_EMSEC.1.1 Limit of emissions requires to not emit intelligible emissions enabling access to TSF data or user data.

FPT_EMSEC.1.2 Interface emanation requires not emit interface emanation enabling access to TSF data or user data.

Management: FPT_EMSEC.1

There are no management activities foreseen.

Audit: FPT_EMSEC.1 There are no actions defined to be auditable.

FPT_EMSEC.1 TOE Emanation.

Hierarchical to: No other components.

Dependencies No dependencies.

FPT_EMSEC.1.1 The TOE shall not emit [assignment: types of emissions] in excess of [assignment: specified limits] enabling access to [assignment: list of types of TSF data] and [assignment: list of types of user data].

FPT_EMSEC.1.2 The TSF shall ensure [assignment: type of users] are unable to use the following interface [assignment: type of connection] to gain access to [assignment: list of types of TSF data] and [assignment: list of types of user data].

7 Security Requirements (ASE_REQ)

This section defines the security requirements for the TOE.

7.1 Definitions

7.1.1 Groups

The requirements are arranged into groups taken from [13]. Further groups are added to cover additional security functional requirements.

Table 52. Requirement Groups

Group	Description
Core with Logical Channels (CoreG_LC)	The CoreG_LC contains the requirements concerning the runtime environment of the Java Card System implementing logical channels. This includes the fire-wall policy and the requirements related to the Java Card API. Logical channels are a Java Card specification version 2.2 feature. This group is the union of requirements from the Core (CoreG) and the Logical channels (LCG) groups defined in [30] (cf. Java Card System Protection Profile Collection [31]).
Installation (InstG)	The InstG contains the security requirements concerning the installation of post-issuance applications. It does not address card management issues in the broad sense, but only those security aspects of the installation procedure that are related to applet execution.
Applet deletion (ADELG)	The ADELG contains the security requirements for erasing installed applets from the card, a feature introduced in Java Card specification version 2.2.
Remote Method Invocation (RMIG)	The RMIG contains the security requirements for the remote method invocation feature, which provides a new protocol of communication between the terminal and the applets. This was introduced in Java Card specification version 2.2.
Object deletion (ODELG)	The ODELG contains the security requirements for the object deletion capability. This provides a safe memory recovering mechanism. This is a Java Card specification version 2.2 feature.
Secure carrier (CarG)	The CarG group contains minimal requirements for secure downloading of applications on the card. This group contains the security requirements for preventing, in those configurations that do not support on-card static or dynamic bytecode verification, the installation of a package that has not been bytecode verified, or that has been modified after bytecode verification.
External Memory (EMG)	The EMG group contains security requirements for the management of external memory.
Configuration (ConfG)	This group contains security requirements related to the configuration of the TOE.
Secure Box (SecBoxG)	This group contains security requirements to separate the native code executed in the Secure Box environment from the rest of the TOE.
Modular Design (ModDesG)	This group contains security requirements concerning the modular design of the TOE.
Restricted Mode (RMG)	This group contains security requirements concerning restriction of the TOE functionality in case the Attack Counter expires.
Further Security Functional Requirements	This group contains further security requirements not covered by the PP [13].

7.1.2 Subjects

Subjects are active components of the TOE that (essentially) act on the behalf of users. The users of the TOE include people or institutions (like the applet developer, the card issuer, the verification authority), hardware (like the CAD where the card is inserted or the PCD) and software components (like the application packages installed on the card). Some of the users may just be aliases for other users. For instance, the verification authority in charge of the bytecode verification of the applications may be just an alias for the card issuer. Subjects (prefixed with an "S") are described in the following table:

Table 53. Subject Descriptions

Subject	Description
S.ADEL	The applet deletion manager which also acts on behalf of the card issuer. It may be an applet ([41], §11), but its role asks anyway for a specific treatment from the security viewpoint. This subject is unique and is involved in the ADEL security policy.
S.APPLET	Any applet instance.
S.CAD	The Card Acceptance Device (CAD) represents the actor that requests services by issuing commands to the card. It also plays the role of the off-card entity that communicates with the S.INSTALLER .
S.INSTALLER	The installer is the on-card entity which acts on behalf of the card issuer. This subject is involved in the loading of packages and installation of applets.
S.JCRE	The runtime environment under which Java programs in a smart card are executed.
S.JCVM	The bytecode interpreter that enforces the firewall at runtime.
S.LOCAL	Operand stack of a JCVM frame, or local variable of a JCVM frame containing an object or an array of references.
S.SD	A GlobalPlatform Security Domain representing on the card a off-card entity. This entity can be the Issuer, an Application Provider, the Controlling Authority or the Verification Authority.
S.MEMBER	Any object's field, static field or array position.
S.PACKAGE	A package is a namespace within the Java programming language that may contain classes and interfaces, and in the context of Java Card technology, it defines either a user library, or one or several applets.
S.SBNativeCode	The third party native code executed via the Secure Box mechanism.
S.Customer	The subject that has the Customer Configuration Token .
S.NXP	The subject that has the NXP Configuration Token .
S.ConfigurationMechanism	On card entity which can read and write configuration items.

7.1.3 Objects

Objects (prefixed with an "O") are described in the following table:

Table 54. Object Groups

Objects	Description
O.APPLET	Any installed applet, its code and data.
O.CODE_PKG	The code of a package, including all linking information. On the Java Card platform, a package is the installation unit.

Table 54. Object Groups...continued

Objects	Description
O.JAVAOBJECT	Java class instance or array. It should be noticed that KEYS, PIN, arrays and applet instances are specific objects in the Java programming language.
O.EXT_MEM_INSTANCE	Any External Memory Instance created from the MemoryAccess Interface of the external package from the Java Card API [40].
O.SB_Content	The code and data elements of the native code library residing in the Secure Box. This includes SecureBox support functionality provided by the TOE, like functionality to write into FLASH memory or execute Crypto Library code.
O.NON_SB_Content	Any code and data elements not assigned to the native code library residing in the Secure Box.
O.SB_SFR	The pool of Special Function Registers assigned to be accessible by native code residing in the Secure Box.
O.NON_SB_SFR	All Special Function Registers which are not assigned to the Secure Box. Especially the Segment Tables to configure the MMU.
O.PUF	The TOE shall provide a PUF functionality that supports sealing/unsealing of user data. Using this functionality, the user data can be sealed within the TOE and can be unsealed by the same TOE that the user data was sealed on. The PUF functionality comprises import/export of data, encryption/decryption of data and calculation of a MAC as a PUF authentication value.
O.CODE_MODULE	Contains Applets, Java code, native code, native code of a library or a combination of those. The code of O.CODE_MODULE is called via a dedicated interface. The interface can be TOE internal (if the module implements functionality of the Java Card API) or Public (if the Module implements functionality of the JCOPX API or is accessed via APDUs). Each O.CODE_MODULE has an unique internal AID.

7.1.4 Informations

Information (prefixed with an "I") is described in the following table:

Table 55. Information Groups

Information	Description
I.DATA	JCVM Reference Data: objectref addresses of APDU buffer, JCRE-owned instances of APDU class and byte array for install method.
I.MODULE_INVOCATION	Code execution flow when invoking code inside O.CODE_MODULE .

7.1.5 Security Attributes

Security attributes linked to the subjects, objects and information are described in the following table:

Table 56. Security Attribute Description

Security attributes	Description
Active Applets	The set of the active applets' AIDs. An active applet is an applet that is selected on at least one of the logical channels.
Applet Selection Status	"Selected" or "Deselected".
Applet's Version Number	The version number of an applet (package) indicated in the export file.

Table 56. Security Attribute Description...continued

Security attributes	Description
Attack Counter	The Attack Counter is triggered when a potential attack is detected. When the Attack Counter reaches its limit, the card moves into restricted mode.
Context	Package AID or "Java Card RE".
Currently Active Context	Package AID or "Java Card RE".
Dependent Package AID	Allows the retrieval of the Package AID and applet's version number.
LC Selection Status	Multiselectable, Non-multiselectable or "None".
LifeTime	CLEAR_ON_DESELECT or PERSISTENT. ^[1]
Owner	The Owner of an object is either the applet instance that created the object or the package (library) where it has been defined (these latter objects can only be arrays that initialize static fields of the package). The owner of a remote object is the applet instance that created the object.
Package AID	The AID of each package indicated in the export file or the internal AID of a Module.
Registered Applets	The set of AID of the applet instances registered on the card.
Resident Packages	The set of AIDs of the packages already loaded on the card.
Selected Applet Context	Package AID or "None".
Sharing	Standards, SIO, Java Card RE Entry Point or global array.
Static References	Static fields of a package may contain references to objects. The Static References attribute records those references.
Address Space	Accessible memory portion.
Customer Configuration Token generation key	The customer key to generate tokens for product configuration.
NXP Configuration Token generation key	The NXP key to generate tokens for product configuration.
Configuration Token verification key	The keys to verify tokens for product configuration.
NXP Configuration Access	The NXP Configuration Access can either be enabled or disabled.
Customer Configuration Access	The Customer Configuration Access can either be enabled or disabled.
Access privilege	For each configuration item the access privilege attribute defines who (Customer and/ or NXP) is allowed to read/write the item.
Key Set	Key Set for Secure Channel.
Security Level	Secure Communication Security Level defined in Section 10.6 of [39].
Secure Channel Protocol	Secure Channel Protocol version used.
Session Key	Secure Channel's session key.
Sequence Counter	Secure Channel Session's Sequence Counter.
Initial Chaining Vector (ICV)	Secure Channel Session's ICV.
Card Life Cycle	defined in Section 5.1.1 of [39].
Privileges	defined in Section 6.6.1 of [39].
Life-cycle Status	defined in Section 5.3.2 of [39].
CPU Mode	The execution mode of the CPU. Can be either user mode, system mode or firmware mode.

Table 56. Security Attribute Description...continued

Security attributes	Description
MMU Segment Table	Defines the memory areas which can be accessed for read / write operations or code execution if the CPU is in user mode. Further defines which of the Special Function Registers of the hardware can be accessed in user mode.
Special Function Registers	Special Function Registers allow to set operation modes of functional blocks of the hardware.
Module Presence	Presence of a particular O.CODE_MODULE inside the TOE with the values "present" or "not present".
Resident Modules	The set of AIDs of the Modules already present in the card.

[1] Transient objects of type CLEAR_ON_RESET behave like persistent objects in that they can be accessed only when the Currently Active Context is the object's context.

7.1.6 Operations

Operations (prefixed with "OP") are described in the following table. Each operation has parameters given between brackets, among which there is the "accessed object", the first one, when applicable. Parameters may be seen as security attributes that are under the control of the subject performing the operation.

Table 57. Operation Description

Operations	Description
OP.ARRAY_ACCESS (O.JAVAOBJECT, field)	Read/Write an array component.
OP.ARRAY_LENGTH (O.JAVAOBJECT, field)	Get length of an array component.
OP.ARRAY_AASTORE (O.JAVAOBJECT, field)	Store into reference array component.
OP.CREATE(Sharing, LifeTime)(*) ^[1]	Creation of an object (new or makeTransient call).
OP.DELETE_APPLET (O.APPLET,...)	Delete an installed applet and its objects, either logically or physically.
OP.DELETE_PCKG (O.Code_PKG,...)	Delete a package, either logically or physically.
OP.DELETE_PCKG_APPLET (O.Code_PKG,...)	Delete a package and its installed applets, either logically or physically.
OP.INSTANCE_FIELD (O.JAVAOBJECT, field)	Read/Write a field of an instance of a class in the Java programming language.
OP.INVK_VIRTUAL (O.JAVAOBJECT, method, arg1,...)	Invoke a virtual method (either on a class instance or an array object).
OP.INVK_INTERFACE (O.JAVAOBJECT, method, arg1,...)	Invoke an interface method.
OP.JAVA(...)	Any access in the sense of [41], §6.2.8. It stands for one of the operations OP.ARRAY_ACCESS, OP.INSTANCE_FIELD, OP.INVK_VIRTUAL, OP.INVK_INTERFACE, OP.THROW, OP.TYPE_ACCESS, OP.ARRAY_LENGTH.
OP.PUT(S1, S2, I)	Transfer a piece of information I from S1 to S2.
OP.THROW(O.JAVAOBJECT)	Throwing of an object (athrow, see [41], §6.2.8.7).
OP.TYPE_ACCESS (O.JAVAOBJECT, class)	Invoke checkcast or instanceof on an object in order to access to classes (standard or shareable interfaces objects).

Table 57. Operation Description...continued

Operations	Description
OP.CREATE_EXT_MEM_IN- STANCE	Creation of an instance supporting the MemoryAccess Interface.
OP.READ_EXT_MEM (O.EXT_MEM_IN STANCE, address)	Reading the external memory represented by O.EXT_MEM_INSTANCE.
OP.WRITE_EXT_MEM (O.EXT_MEM_IN STANCE, address)	Writing the external memory represented by O.EXT_MEM_INSTANCE.
OP.SB_ACCESS	Any read, write or execution access to a memory area.
OP.SB_ACCESS_SFR	Any read/write access to a Special Function Register.
OP.INVOKE_MODULE	Invocation of an O.CODE_MODULE . The invocation of the code is transparent to the user. In case O.CODE_MODULE has a TOE internal interface and is not present in the TOE, a secure state is preserved by throwing an exception or sending an appropriate error status word to the CAD.
OP.DELETE_MODULE	Deletion of a Module.

[1] For this operation, there is no accessed object. This rule enforces that shareable transient objects are not allowed. For instance, during the creation of an object, the JavaCardClass attribute's value is chosen by the creator.

7.2 Security Functional Requirements

This section defines the security functional requirements for the TOE. The permitted operations (assignment, iteration, selection and refinement) of the SFRs taken from Common Criteria [3] are printed in bold. Completed operations related to the PP [13] are additionally marked within [] where assignments are marked with the keyword "assignment".

7.2.1 COREG_LC Security Functional Requirements

The list of SFRs of this category are taken from the PP [13].

7.2.1.1 Firewall Policy

FDP_ACC.2[FIREWALL] Complete access control (FIREWALL)

Hierarchical-To FDP_ACC.1 Subset access control

Dependencies FDP_ACF.1 Security attribute based access control

FDP_ACC.2.1[FIREWALL] The TSF shall enforce the **[assignment: FIREWALL access control SFP]** on **[assignment: S.PACKAGE, S.JCRE, S.JCVM, O.JAVAOBJECT]** and all operations among subjects and objects covered by the SFP.

Refinement: The operations involved in the policy are:

- [OP.CREATE\(Sharing, LifeTime\)\(*\)](#),
- [OP.INVK_INTERFACE\(O.JAVAOBJECT, method, arg1,...\)](#),
- [OP.INVK_VIRTUAL\(O.JAVAOBJECT, method, arg1,...\)](#),
- [OP.JAVA\(...\)](#),
- [OP.THROW\(O.JAVAOBJECT\)](#),
- [OP.TYPE_ACCESS\(O.JAVAOBJECT, class\)](#),
- [OP.ARRAY_LENGTH\(O.JAVAOBJECT, field\)](#),

- [OP.ARRAY_ASTORE\(O.JAVAOBJECT, field\)](#).

FDP_ACC.2.2[FIREWALL] The TSF shall ensure that all operations between any subject controlled by the TSF and any object controlled by the TSF are covered by an access control SFP.

AppNote It should be noticed that accessing array’s components of a static array, and more generally fields and methods of static objects, is an access to the corresponding O.JAVAOBJECT.

FDP_ACF.1[FIREWALL] Security attribute based access control (FIREWALL)

Hierarchical-To No other components.

Dependencies FDP_ACC.1 Subset access control FMT_MSA.3 Static attribute initialisation

FDP_ACF.1.1[FIREWALL] The TSF shall enforce the **[assignment: FIREWALL access control SFP]** to objects based on the following **[assignment:**

Table 58. FDP_ACF.1.1[FIREWALL] assignment

Subject/Object	Security attributes
S.PACKAGE	LC Selection Status
S.JCVM	Active Applets, Currently Active Context
S.JCRE	Selected Applet Context
O.JAVAOBJECT	Sharing, Context, LifeTime

]

FDP_ACF.1.2[FIREWALL] The TSF shall enforce the following rules to determine if an operation among controlled subjects and controlled objects is allowed: **[assignment:**

- R.JAVA.1 ([43], §6.2.8): [S.PACKAGE](#) may freely perform
 - [OP.INVK_VIRTUAL\(O.JAVAOBJECT, method, arg1,...\)](#)
 - [OP.INVK_INTERFACE\(O.JAVAOBJECT, method, arg1,...\)](#)
 - [OP.THROW\(O.JAVAOBJECT\)](#)
 - [OP.TYPE_ACCESS\(O.JAVAOBJECT, class\)](#)
- upon any [O.JAVAOBJECT](#) whose [Sharing](#) attribute has value "JCRE entry point" or "global array".
- R.JAVA.2 ([41], §6.2.8): [S.PACKAGE](#) may freely perform
 - OP.ARRAY_ACCESS
 - OP.INSTANCE_FIELD
 - [OP.INVK_VIRTUAL\(O.JAVAOBJECT, method, arg1,...\)](#)
 - [OP.INVK_INTERFACE\(O.JAVAOBJECT, method, arg1,...\)](#)
 - [OP.THROW\(O.JAVAOBJECT\)](#)

upon any [O.JAVAOBJECT](#) whose [Sharing](#) attribute has value "Standard" and whose [LifeTime](#) attribute has value "PERSISTENT" only if [O.JAVAOBJECT's Context](#) attribute has the same value as the active context.

- R.JAVA.3 ([41], §6.2.8.10): [S.PACKAGE](#) may perform
 - [OP.TYPE_ACCESS\(O.JAVAOBJECT, class\)](#)

upon an [O.JAVAOBJECT](#) whose [Sharing](#) attribute has value "SIO" only if [O.JAVAOBJECT](#) is being cast into (checkcast) or is being verified as being an instance of (instanceof) an interface that extends the Shareable interface.

- R.JAVA.4 ([41], §6.2.8.6): S.PACKAGE may perform –
 OP.INVK_INTERFACE(O.JAVAOBJECT, method, arg1,...)

upon an [O.JAVAOBJECT](#) whose [Sharing](#) attribute has the value "SIO", and whose [Context](#) attribute has the value "Package AID", only if the invoked interface method extends the Shareable interface and one of the following conditions applies:

1. The value of the attribute [LC Selection Status](#) of the package whose AID is "Package AID" is "Multiselectable",
2. The value of the attribute [LC Selection Status](#) of the package whose AID is "Package AID" is "Non-multiselectable", and either "Package AID" is the value of the currently selected applet or otherwise "Package AID" does not occur in the attribute [Active Applets](#).

- R.JAVA.5: S.PACKAGE may perform
 – OP.CREATE(Sharing, LifeTime)(*)

upon [O.JAVAOBJECT](#) only if the value of the [Sharing](#) parameter is "Standard" or "SIO".

- R.JAVA.6 ([41], §6.2.8.10): [S.PACKAGE](#) may freely perform
 – OP.ARRAY_ACCESS(O.JAVAOBJECT, field)
 – OP.ARRAY_LENGTH(O.JAVAOBJECT, field)

upon any [O.JAVAOBJECT](#) whose [Sharing](#) attribute has value "global array".

]

FDP_ACF.1.3[FIREWALL] The TSF shall explicitly authorise access of subjects to objects based on the following additional rules: **[assignment:**

- **The subject S.JCRE can freely perform OP.JAVA(...) and OP.CREATE(Sharing, Life-Time)(*), with the exception given in FDP_ACF.1.4[FIREWALL], provided it is the Currently Active Context.**
- **The only means that the subject S.JCVM shall provide for an application to execute native code is the invocation of a Java Card API method (through**
 – OP.INVK_INTERFACE(O.JAVAOBJECT, method, arg1,...)
 – OP.INVK_VIRTUAL(O.JAVAOBJECT, method, arg1,...))

]

FDP_ACF.1.4[FIREWALL] The TSF shall explicitly deny access of subjects to objects based on the following additional rules: **[assignment:**

- Any subject with [OP.JAVA\(...\)](#) upon an [O.JAVAOBJECT](#) whose [LifeTime](#) attribute has value "CLEAR_ON_DESELECT" if [O.JAVAOBJECT's](#) Context attribute is not the same as the Selected Applet Context.
- Any subject attempting to create an object by the means of [OP.CREATE\(Sharing, LifeTime\)\(*\)](#) and a "CLEAR_ON_DESELECT" LifeTime parameter if the active context is not the same as the Selected Applet Context.
- [S.PACKAGE](#) performing [OP.ARRAY_AASTORE\(O.JAVAOBJECT, field\)](#) of the reference of an [O.JAVAOBJECT](#) whose [Sharing](#) attribute has value "global array" or "Temporary JCRE entry point".
- [S.PACKAGE](#) performing OP.PUTFIELD or OP.PUTSTATIC of the reference of an [O.JAVAOBJECT](#) whose [Sharing](#) attribute has value "global array" or "Temporary JCRE entry point".

]

AppNote FDP_ACF.1.4[FIREWALL]

- The deletion of applets may render some O.JAVAOBJECT inaccessible, and the Java Card RE may be in charge of this aspect. This can be done, for instance, by ensuring that references to objects belonging to a deleted application are considered as a null reference.

In the case of an array type, fields are components of the array ([27], §2.14, §2.7.7), as well as the length; the only methods of an array object are those inherited from the Object class.

The Sharing attribute defines four categories of objects:

- Standard ones, whose both fields and methods are under the firewall policy,
- Shareable interface Objects (SIO), which provide a secure mechanism for inter-applet communication,
- JCRE entry points (Temporary or Permanent), who have freely accessible methods but protected fields,
- Global arrays, having both unprotected fields (including components; refer to JavaCardClass discussion above) and methods.

When a new object is created, it is associated with the Currently Active Context. But the object is owned by the applet instance within the Currently Active Context when the object is instantiated ([41], §6.1.3). An object is owned by an applet instance, by the JCRE or by the package library where it has been defined (these latter objects can only be arrays that initialize static fields of packages).

([41], Glossary) Selected Applet Context. The Java Card RE keeps track of the currently selected Java Card applet. Upon receiving a SELECT command with this applet's AID, the Java Card RE makes this applet the Selected Applet Context. The Java Card RE sends all APDU commands to the Selected Applet Context.

While the expression "Selected Applet Context" refers to a specific installed applet, the relevant aspect to the policy is the context (package AID) of the selected applet. In this policy, the "Selected Applet Context" is the AID of the selected package.

([41], §6.1.2.1) At any point in time, there is only one active context within the Java Card VM (this is called the Currently Active Context).

It should be noticed that the invocation of static methods (or access to a static field) is not considered by this policy, as there are no firewall rules. They have no effect on the active context as well and the "acting package" is not the one to which the static method belongs to in this case.

It should be noticed that the Java Card platform, version 2.2.x and version 3 Classic Edition, introduces the possibility for an applet instance to be selected on multiple logical channels at the same time, or accepting other applets belonging to the same package being selected simultaneously. These applets are referred to as multiselectable applets. Applets that belong to a same package are either all multiselectable or not ([42], §2.2.5). Therefore, the selection mode can be regarded as an attribute of packages. No selection mode is defined for a library package.

An applet instance will be considered an active applet instance if it is currently selected in at least one logical channel. An applet instance is the currently selected applet instance only if it is processing the current command. There can only be one currently selected applet instance at a given time. ([41], §4).

FDP_IFC.1[JCVM] Subset information flow control (JCVM)

Hierarchical-To No other components.

Dependencies FDP_IFF.1 Simple security attributes

FDP_IFC.1.1[JCV] The TSF shall enforce the **[assignment: JVM information flow control SFP]** on **[assignment: S.JVM, S.LOCAL, S.MEMBER, I.DATA and OP.PUT(S1,S2,I)]**.

AppNote It should be noticed that references of temporary Java Card RE entry points, which cannot be stored in class variables, instance variables or array components, are transferred from the internal memory of the Java Card RE (TSF data) to some stack through specific APIs (Java Card RE owned exceptions) or Java Card RE invoked methods (such as the process(APDU apdu)); these are causes of **OP.PUT(S1,S2,I)** operations as well.

FDP_IFF.1[JCV] Simple security attributes (JCV)

Hierarchical-To No other components.

Dependencies FDP_IFC.1 Subset information flow control FMT_MSA.3 Static attribute initialisation

FDP_IFF.1.1[JCV] The TSF shall enforce the **[assignment: JVM information flow control SFP]** based on the following types of subject and information security attributes **[assignment:**

Table 59. FDP_IFF.1.1[JCV] assignment

Subject/Object	Security attributes
S.JVM	Currently Active Context

]

FDP_IFF.1.2[JCV] The TSF shall permit an information flow between a controlled subject and controlled information via a controlled operation if the following rules hold: **[assignment:**

- An operation **OP.PUT(S1, S.MEMBER, I.DATA)** is allowed if and only if the **Currently Active Context** is "Java Card RE".
- other **OP.PUT** operations are allowed regardless of the **Currently Active Context's** value.

]

FDP_IFF.1.3[JCV] The TSF shall enforce **[assignment: no additional information flow control SFP rules]**.

FDP_IFF.1.4[JCV] The TSF shall explicitly authorise an information flow based on the following rules: **[assignment: none]**.

FDP_IFF.1.5[JCV] The TSF shall explicitly deny an information flow based on the following rules: **[assignment: none]**.

AppNote The storage of temporary Java Card RE-owned objects references is runtime-enforced ([41], §6.2.8.1-3).

It should be noticed that this policy essentially applies to the execution of bytecode. Native methods, the Java Card RE itself and possibly some API methods can be granted specific rights or limitations through the **FDP_IFF.1.3[JCV]** to **FDP_IFF.1.5[JCV]** elements. The way the Java Card virtual machine manages the transfer of values on the stack and local variables (returned values, uncaught exceptions) from and to internal registers is implementation dependent. For instance, a returned reference, depending on the implementation of the stack frame, may transit through an internal register prior to

being pushed on the stack of the invoker. The returned bytecode would cause more than one [OP.PUT](#) operation under this scheme.

FDP_RIP.1[OBJECTS] Subset residual information protection (OBJECTS)

Hierarchical-To No other components.

Dependencies No dependencies.

FDP_RIP.1.1[OBJECTS] The TSF shall ensure that any previous information content of a resource is made unavailable upon the **[selection: allocation of the resource to]** the following objects: **[assignment: class instances and arrays]**.

AppNote The semantics of the Java programming language requires for any object field and array position to be initialized with default values when the resource is allocated [\[27\]](#), §2.5.1.

FMT_MSA.1[JCRE] Management of security attributes (JCRE)

Hierarchical-To No other components.

Dependencies [FDP_ACC.1 Subset access control, or FDP_IFC.1 Subset information flow control] FMT_SMR.1 Security roles FMT_SMF.1 Specification of Management Functions

FMT_MSA.1.1[JCRE] The TSF shall enforce the **[assignment: FIREWALL access control SFP]** to restrict the ability to [selection: modify] the security attributes **[assignment: Selected Applet Context]** to **[assignment: S.JCRE]**.

AppNote The modification of the Selected Applet Context should be performed in accordance with the rules given in [\[41\]](#), §4 and [\[42\]](#), §3.4.

FMT_MSA.1[JCVMS] Management of security attributes (JCVMS)

Hierarchical-To No other components.

Dependencies [FDP_ACC.1 Subset access control, or FDP_IFC.1 Subset information flow control] FMT_SMR.1 Security roles FMT_SMF.1 Specification of Management Functions

FMT_MSA.1.1[JCVMS] The TSF shall enforce the **[assignment: FIREWALL access control SFP and the JCVMS information flow control SFP]** to restrict the ability to **[selection: modify]** the security attributes **[assignment: Currently Active Context and Active Applets]** to **[assignment: S.JCVMS]**.

AppNote The modification of the Currently Active Context should be performed in accordance with the rules given in [\[41\]](#), §4 and [\[42\]](#), §3.4.

FMT_MSA.2[FIREWALL-JCVMS] Secure security attributes (FIREWALL-JCVMS)

Hierarchical-To No other components.

Dependencies [FDP_ACC.1 Subset access control, or FDP_IFC.1 Subset information flow control] FMT_SMR.1 Security roles FMT_SMF.1 Specification of Management Functions

FMT_MSA.2.1[FIREWALL-JCVMS] The TSF shall ensure that only secure values are accepted for **[assignment: all the security attributes of subjects and objects defined in the FIREWALL access control SFP and the JCVMS information flow control SFP]**.

AppNote The following rules are given as examples only. For instance, the last two rules are motivated by the fact that the Java Card API defines only transient arrays factory methods. Future versions may allow the creation of transient objects belonging to

arbitrary classes; such evolution will naturally change the range of "secure values" for this component.

- The Context attribute of an O.JAVAOBJECT must correspond to that of an installed applet or be "Java Card RE".
- An O.JAVAOBJECT whose Sharing attribute is a Java Card RE entry point or a global array necessarily has "Java Card RE" as the value for its Context security attribute.
- An O.JAVAOBJECT whose Sharing attribute value is a global array necessarily has "array of primitive type" as a JavaCardClass security attribute's value.
- Any O.JAVAOBJECT whose Sharing attribute value is not "Standard" has a PERSISTENT-LifeTime attribute's value.
- Any O.JAVAOBJECT whose LifeTime attribute value is not PERSISTENT has an array type as JavaCardClass attribute's value.

FMT_MSA.3[FIREWALL] Static attribute initialisation (FIREWALL)

Hierarchical-To No other components.

Dependencies FMT_MSA.1 Management of security attributes FMT_SMR.1 Security roles

FMT_MSA.3.1[FIREWALL] The TSF shall enforce the **[assignment: FIREWALL access control SFP]** to provide **[selection: restrictive]** default values for security attributes that are used to enforce the SFP.

FMT_MSA.3.2[FIREWALL] The TSF shall not allow the [assignment: none] to specify alternative initial values to override the default values when an object or information is created.

AppNote [FMT_MSA.3.1\[FIREWALL\]](#)

- Objects' security attributes of the access control policy are created and initialized at the creation of the object or the subject. Afterwards, these attributes are no longer mutable ([FMT_MSA.1\[JCRE\]](#)). At the creation of an object (OP.CREATE), the newly created object, assuming that the FIREWALL access control SFP permits the operation, gets its Lifetime and Sharing attributes from the parameters of the operation; on the contrary, its Context attribute has a default value, which is its creator's Context attribute and AID respectively ([\[41\]](#), §6.1.3). There is one default value for the Selected Applet Context that is the default applet identifier's Context, and one default value for the Currently Active Context that is "Java Card RE".
- The knowledge of which reference corresponds to a temporary entry point object or a global array and which does not is solely available to the Java Card RE (and the Java Card virtual machine).

[FMT_MSA.3.2\[FIREWALL\]](#)

- The intent is that none of the identified roles has privileges with regard to the default values of the security attributes. It should be noticed that creation of objects is an operation controlled by the FIREWALL access control SFP. The operation shall fail anyway if the created object would have had security attributes whose value violates [FMT_MSA.2.1\[FIREWALL-JCVM\]](#).

FMT_MSA.3[JCVM] Static attribute initialisation (JCVM)

Hierarchical-To No other components.

Dependencies FMT_MSA.1 Management of security attributes FMT_SMR.1 Security roles

FMT_MSA.3.1[JCVM] The TSF shall enforce the **[assignment: JCVM information flow control SFP]** to provide **[selection: restrictive]** default values for security attributes that are used to enforce the SFP.

FMT_MSA.3.2[JCVM] The TSF shall not allow the **[assignment: none]** to specify alternative initial values to override the default values when an object or information is created.

FMT_SMF.1 Specification of Management Functions

Hierarchical-To No other components.

Dependencies No dependencies.

FMT_SMF.1.1 The TSF shall be capable of performing the following management functions: **[assignment:**

- **modify the [Currently Active Context](#), the [Selected Applet Context](#) and the [Active Applets](#)**

]

FMT_SMR.1 Security roles

Hierarchical-To No other components.

Dependencies FIA_UID.1 Timing of identification

FMT_SMR.1.1 The TSF shall maintain the roles: **[assignment:**

- **Java Card RE (JCRE),**
- **Java Card VM (JCVM).**

].

FMT_SMR.1.2 The TSF shall be able to associate users with roles.

7.2.1.2 Application Programming Interface

The following SFRs are related to the Java Card API.

The whole set of cryptographic algorithms is generally not implemented because of limited memory resources and/or limitations due to exportation. Therefore, the following requirements only apply to the implemented subset.

It should be noticed that the execution of the additional native code is not within the TSF. Nevertheless, access to API native methods from the Java Card System is controlled by TSF because there is no difference between native and interpreted methods in their interface or invocation mechanism.

FCS_CKM.1 Cryptographic key generation

Hierarchical-To No other components.

Dependencies [FCS_CKM.2 Cryptographic key distribution, or FCS_COP.1 Cryptographic operation] FCS_CKM.4 Cryptographic key destruction

FCS_CKM.1.1 The TSF shall generate cryptographic keys in accordance with a specified cryptographic key generation algorithm **[assignment: JCOP RNG]** and specified cryptographic key sizes **[assignment: DES: 112, 168 bit AES: 128, 192, 256 bit RSA: 512, 736, 768, 896, 1024, 1280, 1536, 1984, 2048, 4096 bit and from 2000 bit to 4096 bit in one bit steps ECC: 160, 192, 224, 256, 384, 512, 521 bit]** that meet the following: **[assignment: [1]]**.

FCS_CKM.1.1[PUF] The TSF shall generate cryptographic keys in accordance with a specified cryptographic key generation algorithm [assignment: key derivation function based on PUF] and specified cryptographic key sizes [assignment: 128 bits] that meet the following: [assignment: [27]].

AppNote

- The keys can be generated and diversified in accordance with [40] specification in classes KeyPair (at least Session key generation) and RandomData.
- This component shall be instantiated according to the version of the Java Card API applying to the security target and the implemented algorithms ([40]).

Remark: This application note doesn't apply to [FCS_CKM.1.1\[PUF\]](#).

AppNote

- [FCS_CKM.1](#) for RSA or ECC keys is applicable only if the corresponding Module for the cryptographic operation is present in the TOE.

FCS_CKM.4 Cryptographic key destruction

Hierarchical-To No other components.

Dependencies [FDP_ITC.1 Import of user data without security attributes, or FDP_ITC.2 Import of user data with security attributes, or [FCS_CKM.1](#) Cryptographic key generation]

FCS_CKM.4.1 The TSF shall destroy cryptographic keys in accordance with a specified cryptographic key destruction method [assignment: physically overwriting the keys in a randomized manner] that meets the following: [assignment: none].

FCS_CKM.4.1[PUF] The TSF shall destroy cryptographic keys derived by PUF block in accordance with a specified cryptographic key destruction method [assignment: flushing of key registers] that meets the following: [assignment: none].

AppNote

- The keys are reset as specified in [40] Key class, with the method clearKey(). Any access to a cleared key for ciphering or signing shall throw an exception.
- This component shall be instantiated according to the version of the Java Card API applicable to the security target and the implemented algorithms ([40]).

Remark: This application note doesn't apply to [FCS_CKM.4.1\[PUF\]](#).

AppNote

- [FCS_CKM.4](#) for ECC keys is applicable only if the corresponding Module for the cryptographic operation is present in the TOE.

Following iterations of [FCS_COP.1](#) use constants as defined in Java Card API Spec [40] and in JCOPX [14], [16], [15] where appropriate.

FCS_COP.1 Cryptographic operation

Hierarchical-To No other components.

Dependencies [FDP_ITC.1 Import of user data without security attributes, or FDP_ITC.2 Import of user data with security attributes, or [FCS_CKM.1](#) Cryptographic key generation]

FCS_CKM.4 Cryptographic key destruction.

FCS_COP.1.1[PUF_AES] The TSF shall perform [assignment: decryption and encryption] in accordance with a specified cryptographic algorithm [assignment: AES in CBC mode] and cryptographic key size [assignment: 128 bits] that meets

the following: [assignment: FIPS 197 [7], NIST Special Publication 800-38A Recommendation for BlockCipher [17]].

FCS_COP.1.1[PUF_MAC] The TSF shall perform [assignment: CBC-MAC used for calculation of a PUF authentication] in accordance with a specified cryptographic algorithm [assignment: AES in CBC-MAC] and cryptographic key size [assignment: 128 bit] that meet the following: [assignment: FIPS 197 [7], NIST Special Publication 800-38A Recommendation for BlockCipher [17] and ISO/IEC 9797-1:1999 Information technology Security techniques Message Authentication Codes (MACs) Part 1: Mechanisms using a block cipher [12]].

FCS_COP.1.1[TripleDES] The TSF shall perform [assignment: data encryption and decryption] in accordance with a specified cryptographic algorithm [assignment: ALG_DES_CBC_ISO9797_M1, ALG_DES_CBC_ISO9797_M2, ALG_DES_CBC_NOPAD, ALG_DES_ECB_ISO9797_M1, ALG_DES_ECB_ISO9797_M2, ALG_DES_ECB_NOPAD] and cryptographic key sizes [assignment: LENGTH_DES3_2KEY, LENGTH_DES3_3KEY bit] that meet the following: [assignment: Java Card API Spec [40]].

FCS_COP.1.1[AES] The TSF shall perform [assignment: data encryption and decryption] in accordance with a specified cryptographic algorithm [assignment: ALG_AES_BLOCK_128_CBC_NOPAD, ALG_AES_BLOCK_128_CBC_NOPAD_STANDARD, ALG_AES_BLOCK_128_ECB_NOPAD, ALG_AES_CBC_ISO9797_M1, ALG_AES_CBC_ISO9797_M2, ALG_AES_CBC_ISO9797_M2_STANDARD, ALG_AES_ECB_ISO9797_M1, ALG_AES_ECB_ISO9797_M2, ALG_AES_CTR] and cryptographic key sizes [assignment: LENGTH_AES_128, LENGTH_AES_192 and LENGTH_AES_256 bit] that meet the following: [assignment: Java Card API Spec [40] and API specified in JCOPX [14], [16], [15]].

FCS_COP.1.1[RSACipher] The TSF shall perform [assignment: data encryption and decryption] in accordance with a specified cryptographic algorithm [assignment: ALG_RSA_NOPAD, ALG_RSA_PKCS1, ALG_RSA_PKCS1_OAEP] and cryptographic key sizes [assignment: LENGTH_RSA_2048, LENGTH_RSA_4096 and from 2000 bit to 4096 bit in one bit steps] that meet the following: [assignment: Java Card API Spec [40] and for the one bit step range see API specified in JCOPX [14], [16], [15]].

FCS_COP.1.1[ECDHPACEKeyAgreement] The TSF shall perform [assignment: ECDH PACE key agreement] in accordance with a specified cryptographic algorithm [assignment: Generic Mapping, Integrated Mapping] and cryptographic key sizes [assignment: LENGTH_EC_FP_160, LENGTH_EC_FP_192, LENGTH_EC_FP_224, LENGTH_EC_FP_256, LENGTH_EC_FP_320, LENGTH_EC_FP_384, LENGTH_EC_FP_521 and from 160 bit to 521 bit in 1 bit steps] that meet the following: [assignment: ICAO SAC [9] and JCOPX [14], [16], [15]].

FCS_COP.1.1[PIV] The TSF shall perform [assignment: key establishment protocol for the PIV Card Application] in accordance with a specified cryptographic algorithm [assignment: One-Pass Diffie-Hellman, C(1e, 1s, ECC CDH) Scheme from [SP800-56A] [18] in a manner that is based on a simplified profile of OPACITY with Zero Key Management [ANSI504-1]] and cryptographic key sizes [assignment: LENGTH_EC_FP_160, LENGTH_EC_FP_192, LENGTH_EC_FP_224, LENGTH_EC_FP_256, LENGTH_EC_FP_320, LENGTH_EC_FP_384, LENGTH_EC_FP_521 and from 160 bit to 521 bit in 1 bit steps] that meet the following: [assignment: NIST Special Publication 800-73-4 [19] and JCOPX [14], [16], [15]].

FCS_COP.1.1[ECDH_P1363] The TSF shall perform [assignment: **Diffie-Hellman Key Agreement**] in accordance with a specified cryptographic algorithm [assignment: **ALG_EC_SVDP_DH, ALG_EC_SVDP_DH_KDF, ALG_EC_SVDP_DH_PLAIN, ALG_EC_SVDP_DHC, ALG_EC_SVDP_DHC_KDF, ALG_EC_SVDP_DHC_PLAIN, ALG_EC_SVDP_DH_PLAIN_XY**] and cryptographic key sizes [assignment: **LENGTH_EC_FP_160, LENGTH_EC_FP_192, LENGTH_EC_FP_224, LENGTH_EC_FP_256, LENGTH_EC_FP_320, LENGTH_EC_FP_384, LENGTH_EC_FP_521** and from 160 bit to 521 bit in 1 bit steps] that meet the following: [assignment: **Java Card API Spec [40]**] and JCOPX API [14], [16], [15]].

FCS_COP.1.1[DESMAC] The TSF shall perform [assignment: **MAC generation and verification**] in accordance with a specified cryptographic algorithm [assignment: **Triple-DES in outer CBC for Mode ALG_DES_MAC4_ISO9797_1_M1_ALG3, ALG_DES_MAC4_ISO9797_1_M2_ALG3, ALG_DES_MAC4_ISO9797_M1, ALG_DES_MAC4_ISO9797_M2, ALG_DES_MAC8_ISO9797_1_M1_ALG3, ALG_DES_MAC8_ISO9797_1_M2_ALG3, ALG_DES_MAC8_ISO9797_M1, ALG_DES_MAC8_ISO9797_M2, ALG_DES_MAC8_NOPAD**] and cryptographic key sizes [assignment: **LENGTH_DES3_2KEY, LENGTH_DES3_3KEY**] that meet the following: [assignment: **Java Card API Spec [40]**].

FCS_COP.1.1[AESMAC] The TSF shall perform [assignment: **16 byte MAC generation and verification**] in accordance with a specified cryptographic algorithm [assignment: **AES in CBC Mode ALG_AES_MAC_128_NOPAD, ALG_AES_MAC_128_ISO9797_1_M2_ALG3**] and cryptographic key sizes [assignment: **LENGTH_AES_128, LENGTH_AES_192 and LENGTH_AES_256 bit**] that meet the following: [assignment: **Java Card API Spec [42]**].

FCS_COP.1.1[RSASignaturePKCS1] The TSF shall perform [assignment: **digital signature generation and verification**] in accordance with a specified cryptographic algorithm [assignment: **ALG_RSA_SHA_224_PKCS1, ALG_RSA_SHA_224_PKCS1_PSS, ALG_RSA_SHA_256_PKCS1, ALG_RSA_SHA_256_PKCS1_PSS, ALG_RSA_SHA_384_PKCS1, ALG_RSA_SHA_384_PKCS1_PSS, ALG_RSA_SHA_512_PKCS1, ALG_RSA_SHA_512_PKCS1_PSS, ALG_RSA_SHA_ISO9796, ALG_RSA_SHA_256_ISO9796 or SIG_CIPHER_RSA** in combination with **MessageDigest.ALG_SHA_256, MessageDigest.ALG_SHA_384, MessageDigest.ALG_SHA_512** and in combination with **Cipher.PAD_PKCS1_OAEP**] and cryptographic key sizes [assignment: **LENGTH_RSA_2048, LENGTH_RSA_4096** and from 2000 bit to 4096 bit in one bit steps] that meet the following: [assignment: **Java Card API Spec [40]**] and for the one bit step range see API specified in JCOPX [14], [16], [15]].

FCS_COP.1.1[ECSignature] The TSF shall perform [assignment: **digital signature generation and verification**] in accordance with a specified cryptographic algorithm [assignment: **ALG_ECDSA_SHA_224, ALG_ECDSA_SHA_256, ALG_ECDSA_SHA_384, ALG_ECDSA_SHA_512, SIG_CIPHER_ECDSA_PLAIN or SIG_CIPHER_ECDSA** in combination with **MessageDigest.ALG_SHA_224, MessageDigest.ALG_SHA_256, MessageDigest.ALG_SHA_384 or MessageDigest.ALG_SHA_512**] and cryptographic key sizes [assignment: **LENGTH_EC_FP_160, LENGTH_EC_FP_192, LENGTH_EC_FP_224, LENGTH_EC_FP_256, LENGTH_EC_FP_320, LENGTH_EC_FP_384, LENGTH_EC_FP_521** and from 160 bit to 521 bit in 1 bit steps] that meet the following: [assignment: **Java Card API Spec [40]**] and JCOPX API [14], [16], [15]].

FCS_COP.1.1[ECAdd] The TSF shall perform [assignment: **secure point addition**] in accordance with a specified cryptographic algorithm [assignment: **ECC over**

GF(p)] and cryptographic key sizes [assignment: LENGTH_EC_FP_160, LENGTH_EC_FP_192, LENGTH_EC_FP_224, LENGTH_EC_FP_256, LENGTH_EC_FP_320, LENGTH_EC_FP_384, LENGTH_EC_FP_521 and from 160 bit to 521 bit in 1 bit steps] that meet the following: [assignment: ISO/IEC 14888-3, Annex C [11]].

FCS_COP.1.1[SHA] The TSF shall perform [assignment: secure hash computation] in accordance with a specified cryptographic algorithm [assignment: ALG_SHA⁶, ALG_SHA_224, ALG_SHA_256, ALG_SHA_384, ALG_SHA_512] and cryptographic key sizes [assignment: LENGTH_SHA, LENGTH_SHA_224, LENGTH_SHA_256, LENGTH_SHA_384, LENGTH_SHA_512] that meet the following: [assignment: Java Card API Spec [40] and JCOPX [14], [16], [15]].

FCS_COP.1.1[AES_CMAC] The TSF shall perform [assignment: CMAC generation and verification] in accordance with a specified cryptographic algorithm [assignment: ALG_AES_CMAC8, ALG_AES_CMAC16, ALG_AES_CMAC16_STANDARD, ALG_AES_CMAC_128] and cryptographic key sizes [assignment: LENGTH_AES_128, LENGTH_AES_192 and LENGTH_AES_256 bit] that meet the following: [assignment: see Java Card API Spec [40] and JCOPX [14], [16], [15]].

FCS_COP.1.1[DAP] The TSF shall perform [assignment: verification of the DAP signature attached to Executable Load Applications] in accordance with a specified cryptographic algorithm [assignment: ALG_ECDSA_SHA_256 and ALG_RSA_SHA_PKCS1] and cryptographic key sizes [assignment: LENGTH_EC_FP_256 and LENGTH_RSA_1024 respectively] that meet the following: [assignment: GP Spec [35]].

AppNote [FCS_COP.1.1\[ECDHPACEKeyAgreement\]](#), [FCS_COP.1.1\[PIV\]](#), [FCS_COP.1.1\[EC DH_P1363\]](#), [FCS_COP.1.1\[EC Signature\]](#), [FCS_COP.1.1\[ECAdd\]](#) or [FCS_COP.1.1\[DAP\]](#) (for ECC) are applicable only if the corresponding Module for the cryptographic operation is present in the TOE.

AppNote [FCS_COP.1.1\[ECDHPACEKeyAgreement\]](#): For PACE-PIN the key lengths are limited to 256, 384 and 512 bits for all JCOP configurations except JCOP 4 P71 R1.02.4.

AppNote For resistance against attackers with High Attack Potential, the user should always refer to the guidance given by the Certification Body in the jurisdiction. The website www.keylength.com provides a good reference to recommended keylengths.

FDP_RIP.1[ABORT] Subset residual information protection (ABORT)

Hierarchical-To No other components.

Dependencies No dependencies.

FDP_RIP.1.1[ABORT] The TSF shall ensure that any previous information content of a resource is made unavailable upon the [selection: deallocation of the resource from] the following objects: [assignment: any reference to an object instance created during an aborted transaction].

AppNote The events that provoke the de-allocation of a transient object are described in [\[41\]](#), §5.1.

FDP_RIP.1[APDU] Subset residual information protection (APDU)

Hierarchical-To No other components.

⁶ Due to mathematical weakness only resistant against AVA_VAN.5 for temporary data (e.g. as used for generating session keys), but not if repeatedly applied to the same input data.

Dependencies No dependencies.

FDP_RIP.1.1[APDU] The TSF shall ensure that any previous information content of a resource is made unavailable upon the **[selection: allocation of the resource to]** the following objects: **[assignment: the APDU buffer]**.

AppNote The allocation of a resource to the APDU buffer is typically performed as the result of a call to the process() method of an applet.

FDP_RIP.1[GlobalArray_Refined] Subset residual information protection (Global Hierarchical-To No other components.

Dependencies No dependencies.

FDP_RIP.1.1[GlobalArray_Refined] The TSF shall ensure that any previous information content of a resource is made unavailable upon **[selection: deallocation of the resource from]** the applet as a result of returning from the process method to the following objects: **[assignment: a user Global Array]**.

AppNote An array resource is allocated when a call to the API method JCSYSTEM.makeGlobalArray is performed. The Global Array is created as a transient JCRE Entry Point Object ensuring that reference to it cannot be retained by any application. On return from the method which called JCSYSTEM.makeGlobalArray, the array is no longer available to any applet and is deleted and the memory in use by the array is cleared and reclaimed in the next object deletion cycle.

FDP_RIP.1[bArray] Subset residual information protection (bArray)

Hierarchical-To No other components.

Dependencies No dependencies.

FDP_RIP.1.1[bArray] The TSF shall ensure that any previous information content of a resource is made unavailable upon the **[selection: deallocation of the resource from]** the following objects: **[assignment: the bArray object]**.

AppNote A resource is allocated to the bArray object when a call to an applet's install() method is performed. There is no conflict with FDP_ROL.1 here because of the bounds on the rollback mechanism ([FDP_ROL.1.2\[FIREWALL\]](#)): the scope of the rollback does not extend outside the execution of the install() method, and the de-allocation occurs precisely right after the return of it.

FDP_RIP.1[KEYS] Subset residual information protection (KEYS)

Hierarchical-To No other components.

Dependencies No dependencies.

FDP_RIP.1.1[KEYS] The TSF shall ensure that any previous information content of a resource is made unavailable upon the **[selection: deallocation of the resource from]** the following objects: **[assignment: the cryptographic buffer (D.CRYPTO)]**.

AppNote

- The javacard.security and javacardx.crypto packages do provide secure interfaces to the cryptographic buffer in a transparent way. See javacard.security.KeyBuilder and Key interface of [\[40\]](#).

FDP_RIP.1[TRANSIENT] Subset residual information protection (TRANSIENT)

Hierarchical-To No other components.

Dependencies No dependencies.

FDP_RIP.1.1[TRANSIENT] The TSF shall ensure that any previous information content of a resource is made unavailable upon the **[selection: deallocation of the resource from]** the following objects: **[assignment: any transient object]**.

AppNote

- The events that provoke the de-allocation of any transient object are described in [41], §5.1.
- The clearing of CLEAR_ON_DESELECT objects is not necessarily performed when the owner of the objects is deselected. In the presence of multiselectable applet instances, CLEAR_ON_DESELECT memory segments may be attached to applets that are active in different logical channels. Multiselectable applet instances within a same package must share the transient memory segment if they are concurrently active ([41], §4.2.)

FDP_ROL.1[FIREWALL] Basic rollback (FIREWALL)

Hierarchical-To No other components.

Dependencies [FDP_ACC.1 Subset access control, or FDP_IFC.1 Subset information flow control]

FDP_ROL.1.1[FIREWALL] The TSF shall enforce **[assignment: the FIREWALL access control SFP and the JCVM information flow control SFP]** to permit the rollback of the **[assignment: operations [OP.JAVA\(...\)](#) and [OP.CREATE\(Sharing, LifeTime\)\(*\)](#)] on the **[assignment: object [O.JAVAOBJECT](#)**.**

FDP_ROL.1.2[FIREWALL] The TSF shall permit operations to be rolled back within the **[assignment: scope of a [select\(\)](#), [deselect\(\)](#), [process\(\)](#), [install\(\)](#) or [uninstall\(\)](#) call, notwithstanding the restrictions given in [41], §7.7, within the bounds of the Commit Capacity ([41], §7.8), and those described in [40]**.

AppNote Transactions are a service offered by the APIs to applets. It is also used by some APIs to guarantee the atomicity of some operation. This mechanism is either implemented in Java Card platform or relies on the transaction mechanism offered by the underlying platform. Some operations of the API are not conditionally updated, as documented in [42] (see for instance, PIN-blocking, PIN-checking, update of Transient objects).

7.2.1.3 Card Security Management

FAU_ARP.1 Security alarms

Hierarchical-To No other components.

Dependencies FAU_SAA.1 Potential violation analysis

FAU_ARP.1.1 The TSF shall take **[assignment: one of the following actions:**

- **throw an exception,**
- **lock the card session,**
- **reinitialize the Java Card System and its data,**
- **[assignment: response with error code to [S.CAD](#)]**

] upon detection of a potential security violation.

Refinement The "potential security violation" stands for one of the following events:

- CAP: CAP file inconsistency (response with error code to [S.CAD](#)),
- typing error in the operands of a bytecode (only possible in BCV),
- LFC: applet life cycle inconsistency (throw an exception),

- CHP: card tearing (unexpected removal of the Card out of the CAD) and power failure (reinitialize the Java Card System),
- ABT: abort of a transaction in an unexpected context (throw an exception),
- FWL: violation of the Firewall or JCVM SFPs (throw an exception),
- RSC: unavailability of resources (throw an exception),
- OFL: array overflow (throw an exception),
- assignment:
 - EDC: checksum mismatch of EDC arrays (throw an exception),
 - MOD: functionality of a not present Module is invoked (throw an exception, – response with error code to S.CAD),
 - SRE: violation of Sensitive Result integrity errors (throw an exception),
 - CHP: Abnormal environmental condition (Frequency, Voltage, Temperature) (reinitialize the Java Card System),
 - Physical Tampering
 - CLC: Card Manager Life Cycle inconsistency (throw an exception),
 - CHP: General Fault Injection Detection (reinitialize the Java Card System)
 - CHP: FLASH defects (reinitialize the Java Card System),
 - CHP: Integrity protected persistent data inconsistency (reinitialize the Java Card System),
 - CHP: Integrity protected transient data inconsistency (reinitialize the Java Card System),
 - Memory Access Violation
 - CHP: Others (reinitialize the Java Card System)

AppNote

- The developer shall provide the exhaustive list of actual potential security violations the TOE reacts to. For instance, other runtime errors related to applet's failure like uncaught exceptions.
- The bytecode verification defines a large set of rules used to detect a "potential security violation". The actual monitoring of these "events" within the TOE only makes sense when the bytecode verification is performed on-card.
- Depending on the context of use and the required security level, there are cases where the card manager and the TOE must work in cooperation to detect and appropriately react in case of potential security violation. This behavior must be described in this component. It shall detail the nature of the feedback information provided to the card manager (like the identity of the offending application) and the conditions under which the feedback will occur (any occurrence of the `java.lang.SecurityException` exception).
- The "resetting of the card session" may not appear in the policy of the card manager. Such measure should only be taken in case of severe violation detection; the same holds for the re-initialization of the Java Card System. Moreover, the resetting should occur when "clean" re-initialization seems to be impossible.
- The resetting may be implemented at the level of the Java Card System as a denial of service (through some systematic "fatal error" message or return value) that lasts up to the next "RESET" event, without affecting other components of the card (such as the card manager). Finally, because the installation of applets is a sensitive process, security alerts in this case should also be carefully considered herein.

AppNote

- The action "reinitialize the Java Card System and its data" is supported by the TOE. The Java Card System is reinitialized by performing a reset. Additionally the internal

Attack Counter may be updated before the reset depending on the detected abnormal event.

- The action “lock the card session” which is assigned in the PP [13] is not supported by the TOE. Instead the action “reinitialize the Java Card System and its data” is executed which is a more strict reaction.
- No particular action is taken for the potential security violation “card tearing” since this is a normal operating condition

FDP_SDI.2[DATA] Stored data integrity monitoring and action

Hierarchical-To FDP_SDI.1 Stored data integrity monitoring

Dependencies No dependencies.

FDP_SDI.2.1[DATA] The TSF shall monitor user data stored in containers controlled by the TSF for **[assignment: integrity errors]** on all objects, based on the following attributes: **[assignment: integrity protected data]**.

FDP_SDI.2.2[DATA] Upon detection of a data integrity error, the TSF shall **[assignment: perform the action defined in FAU_ARP.1]**.

Refinement The following data elements have the user data attribute “integrity protected data”:

- **D.APP_KEYS**
- **D.PIN**

AppNote

- Although no such requirement is mandatory in the Java Card specification, at least an exception shall be raised upon integrity errors detection on cryptographic keys, PIN values and their associated security attributes. Even if all the objects cannot be monitored, cryptographic keys and PIN objects shall be considered with particular attention by ST authors as they play a key role in the overall security.
- It is also recommended to monitor integrity errors in the code of the native applications and Java Card applets.
- For integrity sensitive application, their data shall be monitored (D.APP_I_DATA): applications may need to protect information against unexpected modifications, and explicitly control whether a piece of information has been changed between two accesses. For example, maintaining the integrity of an electronic purse’s balance is extremely important because this value represents real money. Its modification must be controlled, for illegal ones would denote an important failure of the payment system.
- A dedicated library could be implemented and made available to developers to achieve better security for specific objects, following the same pattern that already exists in cryptographic APIs, for instance.

FDP_SDI.2[SENSITIVE_RESULT] Stored data integrity monitoring and action (Sensitive Result)

Hierarchical-To FDP_SDI.1 Stored data integrity monitoring

Dependencies No dependencies.

FDP_SDI.2.1[SENSITIVE_RESULT] The TSF shall monitor user data stored in containers controlled by the TSF for **[assignment: integrity errors]** on all objects, based on the following attributes: **[assignment: sensitive API result stored in the com.nxp.id.jcopx.security.SensitiveResultX class]**.

FDP_SDI.2.2[SENSITIVE_RESULT] Upon detection of a data integrity error, the TSF shall **[assignment: throw an exception]**.

FPR_UNO.1 Unobservability

Hierarchical-To No other components.

Dependencies No dependencies.

FPR_UNO.1.1 The TSF shall ensure that [assignment: all users] are unable to observe the operation [assignment: all operations] on [assignment: D.APP_KEYS, D.PIN, D.Crypto] by [assignment: another user].

AppNote Although it is not required in [41] specifications, the non-observability of operations on sensitive information such as keys appears as impossible to circumvent in the smart card world. The precise list of operations and objects is left unspecified, but should at least concern secret keys and PIN codes when they exist on the card, as well as the cryptographic operations and comparisons performed on them.

FPT_FLS.1 Failure with preservation of secure state

Hierarchical-To No other components.

Dependencies No dependencies.

FPT_FLS.1.1 The TSF shall preserve a secure state when the following types of failures occur: [assignment: those associated to the potential security violations described in FAU_ARP.1].

AppNote The Java Card RE Context is the Current context when the Java Card VM begins running after a card reset ([41], §6.2.3) or after a proximity card (PICC) activation sequence ([43]). Behavior of the TOE on power loss and reset is described in [41], §3.6 and §7.1. Behavior of the TOE on RF signal loss is described in [41], §3.6.1.

FPT_TDC.1 Inter-TSF basic TSF data consistency

Hierarchical-To No other components.

Dependencies No dependencies.

FPT_TDC.1.1 The TSF shall provide the capability to consistently interpret **[assignment: the CAP files, the bytecode and its data arguments]** when shared between the TSF and another trusted IT product.

FPT_TDC.1.2 The TSF shall use **[assignment:**

- **the rules defined in [42] specification,**
- **the API tokens defined in the export files of reference implementation,**
- **[assignment:**
 - **the ISO 7816-6 rules,**
 - **the EMV specification]**

] when interpreting the TSF data from another trusted IT product.

AppNote Concerning the interpretation of data between the TOE and the underlying Java Card platform, it is assumed that the TOE is developed consistently with the Smart Card Platform. It is comprised of the integrated circuit, the operating system and the dedicated software of the smart card (SCP) functions, including memory management, I/O functions and cryptographic functions.

7.2.1.4 AID Management

FIA_ATD.1[AID] User attribute definition (AID)

Hierarchical-To No other components.

Dependencies No dependencies.

FIA_ATD.1.1[AID] The TSF shall maintain the following list of security attributes belonging to individual users: **[assignment:**

- [Package AID](#),
- [Applet's Version Number](#),
- [Registered Applets](#),
- [Applet Selection Status](#) ([41], §4.6)

].

Refinement “Individual users” stands for applets.

FIA_UID.2[AID] User identification before any action (AID)

Hierarchical-To FIA_UID.1 Timing of identification

Dependencies No dependencies.

FIA_UID.2.1[AID] The TSF shall require each user to be successfully identified before allowing any other TSF-mediated actions on behalf of that user.

AppNote

- By users here it must be understood the ones associated to the packages (or applets) that act as subjects of policies. In the Java Card System, every action is always performed by an identified user interpreted here as the currently selected applet or the package that is the subject's owner. Means of identification are provided during the loading procedure of the package and the registration of applet instances.
- The role Java Card RE defined in [FMT_SMR.1](#) is attached to an IT security function rather than to a “use” of the CC terminology. The Java Card RE does not “identify” itself to the TOE, but it is part of it.

FIA_USB.1[AID] User-subject binding (AID)

Hierarchical-To No other components.

Dependencies FIA_ATD.1 User attribute definition

FIA_USB.1.1[AID] The TSF shall associate the following user security attributes with subjects acting on the behalf of that user: **[assignment: [Package AID](#)]**.

FIA_USB.1.2[AID] The TSF shall enforce the following rules on the initial association of user security attributes with subjects acting on the behalf of users: **[assignment: [Each uploaded package is associated with an unique Package AID](#)]**.

FIA_USB.1.3[AID] The TSF shall enforce the following rules governing changes to the user security attributes associated with subjects acting on the behalf of users: **[assignment: [The initially assigned Package AID is unchangeable](#)]**.

AppNote The user is the applet and the subject is the [S.PACKAGE](#). The subject security attribute [Context](#) shall hold the user security attribute [Package AID](#).

FMT_MTD.1[JCRE] Management of TSF data (JCRE)

Hierarchical-To No other components.

Dependencies FMT_SMR.1 Security roles FMT_SMF.1 Specification of Management Functions

FMT_MTD.1.1[JCRE] The TSF shall restrict the ability to **[selection: modify]** the **[assignment: list of registered applets' AIDs]** to **[assignment: S.JCRE]**.

AppNote

- The installer and the Java Card RE manage other TSF data such as the applet life cycle or CAP files, but this management is implementation specific. Objects in the Java programming language may also try to query AIDs of installed applets through the lookupAID(...) API method.
- The installer, applet deletion manager or even the card manager may be granted the right to modify the list of registered applets' AIDs in specific implementations (possibly needed for installation and deletion; see [SA.DELETION](#) and [SA.INSTALL](#)).

FMT_MTD.3[JCRE] Secure TSF data (JCRE)

Hierarchical-To No other components.

Dependencies FMT_MTD.1 Management of TSF data

FMT_MTD.3.1[JCRE] The TSF shall ensure that only secure values are accepted for **[assignment: the registered applet AIDs]**.

7.2.2 INSTG Security Functional Requirements

The list of SFRs of this category are taken from the PP [\[13\]](#). The SFR FDP_ITC.2[INSTALLER] has been refined and is now part of the card management SFRs ([FDP_ITC.2\[CCM\]](#)) in Section [7.2.6](#).

FMT_SMR.1[INSTALLER] Security roles (INSTALLER)

Hierarchical-To No other components.

Dependencies FIA_UID.1 Timing of identification

FMT_SMR.1.1[INSTALLER] The TSF shall maintain the roles: **[assignment: Installer]**.

FMT_SMR.1.2[INSTALLER] The TSF shall be able to associate users with roles.

FPT_FLS.1[INSTALLER] Failure with preservation of secure state (INSTALLER)

Hierarchical-To No other components.

Dependencies No dependencies.

FPT_FLS.1.1[INSTALLER] The TSF shall preserve a secure state when the following types of failures occur: **[assignment: the installer fails to load/install a package/ applet as described in [\[41\]](#), §11.1.5]**.

AppNote The TOE may provide additional feedback information to the card manager in case of potential security violations (see [FAU_ARP.1](#)).

FPT_RCV.3[INSTALLER] Automated recovery without undue loss (INSTALLER)

Hierarchical-To FPT_RCV.2 Automated recovery

Dependencies AGD_OPE.1 Operational user guidance

FPT_RCV.3.1[INSTALLER] When automated recovery from **[assignment: none]** is not possible, the TSF shall enter a maintenance mode where the ability to return to a secure state is provided.

FPT_RCV.3.2[INSTALLER] For **[assignment: a failure during load/installation of a package/applet and deletion of a package/applet/object]**, the TSF shall ensure the return of the TOE to a secure state using automated procedures.

FPT_RCV.3.3[INSTALLER] The functions provided by the TSF to recover from failure or service discontinuity shall ensure that the secure initial state is restored without exceeding **[assignment: 0%]** for loss of TSF data or objects under the control of the TSF.

FPT_RCV.3.4[INSTALLER] The TSF shall provide the capability to determine the objects that were or were not capable of being recovered.

AppNote FPT_RCV.3.1[Installer]:

- This element is not within the scope of the Java Card specification, which only mandates the behavior of the Java Card System in good working order. Further details on the "maintenance mode" shall be provided in specific implementations. The following is an excerpt from [3], p298: In this maintenance mode normal operation might be impossible or severely restricted, as otherwise insecure situations might occur. Typically, only authorised users should be allowed access to this mode but the real details of who can access this mode is a function of FMT: Security management. If FMT: Security management does not put any controls on who can access this mode, then it may be acceptable to allow any user to restore the system if the TOE enters such a state. However, in practice, this is probably not desirable as the user restoring the system has an opportunity to configure the TOE in such a way as to violate the SFRs.

FPT_RCV.3.2[Installer]:

- Should the installer fail during loading/installation of a package/applet, it has to revert to a "consistent and secure state". The Java Card RE has some clean up duties as well; see [41], §11.1.5 for possible scenarios. Precise behavior is left to implementers. This component shall include among the listed failures the deletion of a package/applet. See ([41], §11.3.4) for possible scenarios. Precise behavior is left to implementers.

Other events such as the unexpected tearing of the card, power loss, and so on, are partially handled by the underlying hardware platform (see [25]) and, from the TOE's side, by events "that clear transient objects" and transactional features. See [FPT_FLS.1.1](#), [FDP_RIP.1\[TRANSIENT\]](#), [FDP_RIP.1\[ABORT\]](#) and [FDP_ROL.1\[FIREWALL\]](#).

FPT_RCV.3.3[Installer]:

- The quantification is implementation dependent, but some facts can be recalled here. First, the SCP ensures the atomicity of updates for fields and objects, and a power-failure during a transaction or the normal runtime does not create the loss of otherwise permanent data, in the sense that memory on a smart card is essentially persistent with this respect (FLASH). Data stored on the RAM and subject to such failure is intended to have a limited lifetime anyway (runtime data on the stack, transient objects' contents). According to this, the loss of data within the TSF scope should be limited to the same restrictions of the transaction mechanism.

7.2.3 ADELG Security Functional Requirements

The list of SFRs of this category are taken from the PP [13].

FDP_ACC.2[ADEL] Complete access control (ADEL)

Hierarchical-To FDP_ACC.1 Subset access control

Dependencies FDP_ACF.1 Security attribute based access control

FDP_ACC.2.1[ADEL] The TSF shall enforce the [assignment: ADEL access control SFP] on [assignment: S.ADEL, S.JCRE, S.JCVM, O.JAVAOBJECT, O.APPLLET, O.CODE_PKG and O.CODE_MODULE] and all operations among subjects and objects covered by the SFP.

FDP_ACC.2.2[ADEL] The TSF shall ensure that all operations between any subject controlled by the TSF and any object controlled by the TSF are covered by an access control SFP.

Refinement The operations involved in the policy are:

- [OP.DELETE_APPLET](#),
- [OP.DELETE_PCKG\(O.CODE_PKG, ...\)](#),
- [OP.DELETE_PCKG_APPLET\(O.CODE_PKG, ...\)](#),
- [OP.DELETE_MODULE](#).

FDP_ACF.1[ADEL] Security attribute based access control (ADEL)

Hierarchical-To No other components.

Dependencies FDP_ACC.1 Subset access control FMT_MSA.3 Static attribute initialisation

FDP_ACF.1.1[ADEL] The TSF shall enforce the [assignment: ADEL access control SFP] to objects based on the following [assignment:

Table 60. FDP_ACF.1.1[ADEL] assignment

Subject/Object	Security Attributes
S.JCVM	Active Applets
S.JCRE	Selected Applet Context , Registered Applets , Resident Packages , Resident Modules
O.CODE_PKG	Package AID , Dependent Package AID , Static References
O.APPLLET	Applet Selection Status
O.JAVAOBJECT	Owner
O.CODE_MODULE	Module Presence

]

FDP_ACF.1.2[ADEL] The TSF shall enforce the following rules to determine if an operation among controlled subjects and controlled objects is allowed: [assignment:

In the context of this policy, an object O is reachable if and only one of the following conditions hold:

1. the owner of O is a registered applet instance A (O is reachable from A),
2. a static field of a resident package P contains a reference to O (O is reachable from P),
3. a static field of a resident Module M contains a reference to O (O is reachable from M),
4. there exists a valid remote reference to O (O is remote reachable),
5. there exists an object O' that is reachable according to either (1) or (2) or (3) above and O' contains a reference to O (the reachability status of O is that of O').

The following access control rules determine when an operation among controlled subjects and objects is allowed by the policy:

- R.JAVA.14 ([41], §11.3.4.1, Applet Instance Deletion): [S.ADEL](#) may perform [OP.DELETE_APPLET](#) upon an [O.APPLET](#) only if,
 1. [S.ADEL](#) is currently selected,
 2. there is no instance in the context of [O.APPLET](#) that is active in any logical channel and
 3. there is no [O.JAVAOBJECT](#) owned by [O.APPLET](#) such that either [O.JAVAOBJECT](#) is reachable from an applet instance distinct from [O.APPLET](#), or [O.JAVAOBJECT](#) is reachable from a package P or Module M, or ([41], §8.5) [O.JAVAOBJECT](#) is remote reachable.
- R.JAVA.15 ([41], §11.3.4.1, Multiple Applet Instance Deletion): [S.ADEL](#) may perform [OP.DELETE_APPLET](#) upon several [O.APPLET](#) only if,
 1. [S.ADEL](#) is currently selected,
 2. there is no instance of any of the [O.APPLET](#) being deleted that is active in any logical channel and
 3. there is no [O.JAVAOBJECT](#) owned by any of the [O.APPLET](#) being deleted such that either [O.JAVAOBJECT](#) is reachable from an applet instance distinct from any of those [O.APPLET](#), or [O.JAVAOBJECT](#) is reachable from a package P or Module M, or ([41], §8.5) [O.JAVAOBJECT](#) is remote reachable.
- R.JAVA.16 ([41], §11.3.4.2, Applet/Library Package Deletion): [S.ADEL](#) may perform [OP.DELETE_PCKG\(O.CODE_PKG, ...\)](#) upon an [O.CODE_PKG](#) only if,
 1. [S.ADEL](#) is currently selected,
 2. no reachable [O.JAVAOBJECT](#), from a package or Module distinct from [O.CODE_PKG](#) that is an instance of a class that belongs to [O.CODE_PKG](#), exists on the card and
 3. there is no resident package or resident Module on the card that depends on [O.CODE_MODULE](#).
- }
 - R.JAVA.17 ([41], §11.3.4.3, Applet Package and Contained Instances Deletion): [S.ADEL](#) may perform [OP.DELETE_PCKG_APPLET\(O.CODE_PKG, ...\)](#) upon an [O.CODE_PKG](#) only if,
 1. [S.ADEL](#) is currently selected,
 2. no reachable [O.JAVAOBJECT](#), from a package or Module distinct from [O.CODE_PKG](#), which is an instance of a class that belongs to [O.CODE_PKG](#) exists on the card,
 3. there is no package or Module loaded on the card that depends on [O.CODE_PKG](#) and
 4. for every [O.APPLET](#) of those being deleted it holds that: (i) there is no instance in the context of [O.APPLET](#) that is active in any logical channel and (ii) there is no [O.JAVAOBJECT](#) owned by [O.APPLET](#) such that either [O.JAVAOBJECT](#) is reachable from an applet instance not being deleted, or [O.JAVAOBJECT](#) is reachable from a package or Module not being deleted, or ([41], §8.5) [O.JAVAOBJECT](#) is remote reachable.
 - Module deletion: If a Module contains Java code then [S.ADEL](#) may perform [OP.DELETE_MODULE](#) upon a Module only if the following rules are satisfied:
 1. R.JAVA.14, if the Module contains an Applet Instance [O.APPLET](#),

2. R.JAVA.15, if the Module contains Multiple Applet Instances of [O.APPLET](#),
3. R.JAVA.16, if the Module contains an Applet/Library Package [O.CODE_PKG](#) and
4. R.JAVA.17, if the Module contains an Applet Package [O.CODE_PKG](#) and Contained Instances [O.APPLET](#).

]

FDP_ACF.1.3[ADEL] The TSF shall explicitly authorise access of subjects to objects based on the following additional rules: **[assignment: deletion of [O.CODE_MODULE](#) with a TOE internal interface is allowed even if other [Resident Packages](#) or other [Resident Modules](#) depend on it]**.

FDP_ACF.1.4[ADEL] The TSF shall explicitly deny access of subjects to objects based on the following additional rules:

any subject but [S.ADEL](#) to [O.CODE_PKG](#), [O.APPLET](#) or [O.CODE_MODULE](#) for the purpose of deleting them from the card.

AppNote [FDP_ACF.1.2\[ADEL\]](#):

- This policy introduces the notion of reachability, which provides a general means to describe objects that are referenced from a certain applet instance or package.
- [S.ADEL](#) calls the "uninstall" method of the applet instance to be deleted, if implemented by the applet, to inform it of the deletion request. The order in which these calls and the dependencies checks are performed are out of the scope of this protection profile.

FDP_RIP.1[ADEL] Subset residual information protection (ADEL)

Hierarchical-To No other components.

Dependencies No dependencies.

FDP_RIP.1.1[ADEL] The TSF shall ensure that any previous information content of a resource is made unavailable upon the **[selection: deallocation of the resource from]** the following objects: **[assignment: applet instances and/or packages and/or Modules when one of the deletion operations in [FDP_ACC.2.1\[ADEL\]](#) is performed on them]**.

AppNote Deleted freed resources (both code and data) may be reused, depending on the way they were deleted (logically or physically). Requirements on de-allocation during applet/pack-age deletion are described in [\[41\]](#), §11.3.4.1, §11.3.4.2 and §11.3.4.3.

FMT_MSA.1[ADEL] Management of security attributes (ADEL)

Hierarchical-To No other components.

Dependencies [FDP_ACC.1 Subset access control, or FDP_IFC.1 Subset information flow control] FMT_SMR.1 Security roles FMT_SMF.1 Specification of Management Functions

FMT_MSA.1.1[ADEL] The TSF shall enforce the **[assignment: ADEL access control SFP]** to restrict the ability to **[selection: modify]** the security attributes **[assignment: [Registered Applets](#) and [Resident Packages](#)]** to **[assignment: [S.JCRE](#)]**.

FMT_MSA.3[ADEL] Static attribute initialisation (ADEL)

Hierarchical-To No other components.

Dependencies FMT_MSA.1 Management of security attributes FMT_SMR.1 Security roles

FMT_MSA.3.1[ADEL] The TSF shall enforce the **[assignment: ADEL access control SFP]** to provide **[selection: restrictive]** default values for security attributes that are used to enforce the SFP.

FMT_MSA.3.2[ADEL] The TSF shall allow the **[assignment: none]**, to specify alternative initial values to override the default values when an object or information is created.

FMT_SMF.1[ADEL] Specification of Management Functions (ADEL)

Hierarchical-To No other components.

Dependencies No dependencies.

FMT_SMF.1.1[ADEL] The TSF shall be capable of performing the following management functions: **[assignment: modify the list of registered applets' AIDs, the Resident Packages and Resident Modules]**.

FMT_SMR.1[ADEL] Security roles (ADEL)

Hierarchical-To No other components.

Dependencies FIA_UID.1 Timing of identification

FMT_SMR.1.1[ADEL] The TSF shall maintain the roles: **[assignment: applet deletion manager]**.

FMT_SMR.1.2[ADEL] The TSF shall be able to associate users with roles.

FPT_FLS.1[ADEL] Failure with preservation of secure state (ADEL)

Hierarchical-To No other components.

Dependencies No dependencies.

FPT_FLS.1.1[ADEL] The TSF shall preserve a secure state when the following types of failures occur: **[assignment: the applet deletion manager fails to delete a package/applet as described in [41], §11.3.4 or it fails to delete a Module.]**

AppNote

- The TOE may provide additional feedback information to the card manager in case of a potential security violation (see [FAU_ARP.1](#)).
- The Package/applet instance/Module deletion must be atomic. The "secure state" referred to in the requirement must comply with Java Card specification ([\[41\]](#), §11.3.4.)

7.2.4 RMIG Security Functional Requirements

Not used in this ST because RMI is optional in the PP [\[13\]](#) and the TOE does not support RMI.

7.2.5 ODELG Security Functional Requirements

The list of SFRs of this category are taken from the PP [\[13\]](#).

FDP_RIP.1[ODEL] Subset residual information protection (ODEL)

Hierarchical-To No other components.

Dependencies No dependencies.

FDP_RIP.1.1[ODEL] The TSF shall ensure that any previous information content of a resource is made unavailable upon the **[selection: deallocation of the resource from]** the following objects: **[assignment: the objects owned by the**

context of an applet instance which triggered the execution of the method javacard.framework.JCSystem.requestObjectDeletionØ].

AppNote

- Freed data resources resulting from the invocation of the method javacard.framework.JCSystem.requestObjectDeletion() may be reused. Requirements on de-allocation after the invocation of the method are described in [40].
- There is no conflict with FDP_ROL.1 here because of the bounds on the rollback mechanism: the execution of requestObjectDeletion() is not in the scope of the rollback because it must be performed in between APDU command processing, and therefore no transaction can be in progress.

FPT_FLS.1[ODEL] Failure with preservation of secure state (ODEL)

Hierarchical-To No other components.

Dependencies No dependencies.

FPT_FLS.1.1[ODEL] The TSF shall preserve a secure state when the following types of failures occur: **[assignment: the object deletion functions fail to delete all the unreferenced objects owned by the applet that requested the execution of the method]**.

AppNote The TOE may provide additional feedback information to the card manager in case of potential security violation (see [FAU_ARP.1](#)).

7.2.6 CarG Security Functional Requirements

The card management SFRs from the PP [13] are refined and replaced by the following SFRs.

FDP_UIT.1[CCM] Data exchange integrity (CCM)

Hierarchical-To No other components.

Dependencies [FDP_ACC.1 Subset access control, or FDP_IFC.1 Subset information flow control] [FTP_ITC.1 Inter-TSF trusted channel, or FTP_TRP.1 Trusted path]

FDP_UIT.1.1[CCM] The TSF shall enforce the **[assignment: Secure Channel Protocol information flow control policy and the Security Domain access control policy]** to **[selection: receive]** user data in a manner protected from **[selection: modification, deletion, insertion and replay]** errors.

FDP_UIT.1.2[CCMRefined] The TSF shall be able to determine on receipt of user data, whether **[selection: modification, deletion, insertion, replay of some of the pieces of the application sent by the CAD]** has occurred.

FDP_ROL.1[CCM] Basic rollback (CCM)

Hierarchical-To No other components.

Dependencies [FDP_ACC.1 Subset access control, or FDP_IFC.1 Subset information flow control]

FDP_ROL.1.1[CCM] The TSF shall enforce **[assignment: Security Domain access control policy]** to permit the rollback of the **[assignment: installation operation]** on the **[assignment: executable files and application instances]**.

FDP_ROL.1.2[CCM] The TSF shall permit operations to be rolled back within the **[assignment: boundaries of available memory before the card content management function started]**.

FDP_ITC.2[CCM] Import of user data with security attributes (CCM)

Hierarchical-To No other components.

Dependencies [FDP_ACC.1 Subset access control, or FDP_IFC.1 Subset information flow control] [FTP_ITC.1 Inter-TSF trusted channel, or FTP_TRP.1 Trusted path] FPT_TDC.1 Inter-TSF basic TSF data consistency

FDP_ITC.2.1[CCM] The TSF shall enforce the **[assignment: Security Domain access control policy and the Secure Channel Protocol information flow policy]** when importing user data, controlled under the SFP, from outside of the TOE.

FDP_ITC.2.2[CCM] The TSF shall use the security attributes associated with the imported user data.

FDP_ITC.2.3[CCM] The TSF shall ensure that the protocol used provides for the unambiguous association between the security attributes and the user data received.

FDP_ITC.2.4[CCM] The TSF shall ensure that interpretation of the security attributes of the imported user data is as intended by the source of the user data.

FDP_ITC.2.5[CCM] The TSF shall enforce the following rules when importing user data controlled under the SFP from outside the TOE: **[assignment:**

Package loading is allowed only if, for each dependent package, its AID attribute is equal to a resident package AID attribute, the major (minor) Version attribute associated to the dependent package is lesser than or equal to the major (minor) Version attribute associated to the resident package ([42], §4.5.2).]

FPT_FLS.1[CCM] Failure with preservation of secure state (CCM)

Hierarchical-To No other components.

Dependencies No dependencies.

FPT_FLS.1.1[CCM] The TSF shall preserve a secure state when the following types of failures occur: **[assignment: the Security Domain fails to load/install an Executable File/application instance as described in [41], Section 11.1.5]**

FDP_ACC.1[SD] Subset access control (SD)

Hierarchical-To No other components.

Dependencies FDP_ACF.1 Security attribute based access control

FDP_ACC.1.1[SD] The TSF shall enforce the **[assignment: Security Domain access control policy]** on: **[assignment:**

- **Subjects: S.INSTALLER, S.ADEL, S.CAD (from [13]) and S.SD**
- **Objects: Delegation Token, DAP Block and Load File**
- **Operations: GlobalPlatform's card content management APDU commands and API methods]**

FDP_ACF.1[SD] Security attribute based access control (SD)

Hierarchical-To No other components.

Dependencies FDP_ACC.1 Subset access control FMT_MSA.3 Static attribute initialisation

FDP_ACF.1.1[SD] The TSF shall enforce the **[assignment: Security Domain access control policy]** to objects based on the following: **[assignment:**

- **Subjects:**
 - **S.INSTALLER**, defined in [13] and represented by the GlobalPlatform Environment (OPEN) on the card, the **Card Life Cycle** attributes (defined in Section 5.1.1 of [39])
 - **S.ADEL**, also defined in [13] and represented by the GlobalPlatform Environment (OPEN) on the card
 - **S.SD** receiving the Card Content Management commands (through AP-DUs or APIs) with a set of **Privileges** (defined in Section 6.6.1 of [39]), a **Life-cycle Status** (defined in Section 5.3.2 of [39]) and a Secure Communication **Security Level** (defined in Section 10.6 of [39])
 - **S.CAD**, defined in [13], the off-card entity that communicates with the S.INSTALLER and S.ADEL through S.SD
- **Objects:**
 - The Delegation Token, in case of Delegated Management operations, with the attributes Present or Not Present
 - The DAP Block, in case of application loading, with the attributes Present or Not Present
 - The Load File or Executable File, in case of application loading, installation, extradition or registry update, with a set of intended privileges and its targeted associated SD AID.
- **Mapping subjects/objects to security attributes:**
 - **S.INSTALLER:** **Security Level, Card Life Cycle, Life-cycle Status, Privileges, Resident Packages, Registered Applets**
 - **S.ADEL:** **Active Applets, Static References, Card Life Cycle, Life-cycle Status, Privileges, Applet Selection Status, Security Level**
 - **S.SD:** **Privileges, Life-cycle Status, Security Level**
 - **S.CAD:** **Security Level]**

FDP_ACF.1.2[SD] The TSF shall enforce the following rules to determine if an operation among controlled subjects and controlled objects is allowed: **[assignment: Runtime behavior rules defined by GlobalPlatform for:**

- **loading (Section 9.3.5 of [38])**
- **installation (Section 9.3.6 of [38])**
- **extradition (Section 9.4.1 of [38])**
- **registry update (Section 9.4.2 of [38])**
- **content removal (Section 9.5 of [38]).]**

FDP_ACF.1.3[SD] The TSF shall explicitly authorise access of subjects to objects based on the following additional rules: **[assignment: none]**.

FDP_ACF.1.4[SD] The TSF shall explicitly deny access of subjects to objects based on the following additional rules: **[assignment: when at least one of the rules defined by GlobalPlatform does not hold.]**

FMT_MSA.1[SD] Management of security attributes (SD)

Hierarchical-To No other components.

Dependencies [FDP_ACC.1 Subset access control, or FDP_IFC.1 Subset information flow control] FMT_SMR.1 Security roles FMT_SMF.1 Specification of Management Functions

FMT_MSA.1.1[SD] The TSF shall enforce the **[assignment: Security Domain access control policy]** to restrict the ability to **[assignment: modify]** the security attributes **[assignment:**

- [Card Life Cycle](#),
- [Privileges](#),
- [Life-cycle Status](#),
- [Security Level.](#)]

to **[assignment: the Security Domain and the application instance itself]**.

FMT_MSA.3[SD] Static attribute initialisation (SD)

Hierarchical-To No other components.

Dependencies FMT_MSA.1 Management of security attributes FMT_SMR.1 Security roles

FMT_MSA.3.1[SD] The TSF shall enforce the **[assignment: Security Domain access control policy]** to provide **[selection: restrictive]** default values for security attributes that are used to enforce the SFP.

FMT_MSA.3.2[SD] The TSF shall allow the **[assignment: Card Issuer or the Application Provider]** to specify alternative initial values to override the default values when an object or information is created.

Refinement Alternative initial values shall be at least as restrictive as the default values defined in FMT_MSA.3.1[SD].

FMT_SMF.1[SD] Specification of Management Functions (SD)

Hierarchical-To No other components.

Dependencies No dependencies.

FMT_SMF.1.1[SD] The TSF shall be capable of performing the following management functions: **[assignment:**

- **Management functions specified in GlobalPlatform specifications [GP]:**
 - card locking (Section 9.6.3 of [39])
 - application locking and unlocking (Section 9.6.2 of [39])
 - card termination (Section 9.6.4 of [39])
 - card status interrogation (Section 9.6.6 of [39])
 - application status interrogation (Section 9.6.5 of [39]).]

FMT_SMR.1[SD] Security roles (SD)

Hierarchical-To No other components.

Dependencies FIA_UID.1 Timing of identification

FMT_SMR.1.1[SD] The TSF shall maintain the roles **[assignment: ISD, SSD]**.

FMT_SMR.1.2[SD] The TSF shall be able to associate users with roles.

FCO_NRO.2[SC] Enforced proof of origin (SC)

Hierarchical-To FCO_NRO.1 Selective proof of origin.

Dependencies FIA_UID.1 Timing of identification.

FCO_NRO.2.1[SC] The TSF shall enforce the generation of evidence of origin for transmitted **[assignment: Executable load files]** at all times.

FCO_NRO.2.2[SC] The TSF shall be able to relate the **[assignment: DAP Block]** of the originator of the information, and the **[assignment: identity]** of the information to which the evidence applies.

FCO_NRO.2.3[SC] The TSF shall provide a capability to verify the evidence of origin of information to **[selection: originator]** given **[assignment: at the time the Executable load files are received as no evidence is kept on the card for future verification]**.

AppNote FCO_NRO.2.1[SC]:

- Upon reception of a new application package for installation, the card manager shall first check that it actually comes from the verification authority. The verification authority is the entity responsible for bytecode verification.

FCO_NRO.2.3[SC]:

- The exact limitations on the evidence of origin are implementation dependent. In most of the implementations, the card manager performs an immediate verification of the origin of the package using an electronic signature mechanism, and no evidence is kept on the card for future verifications.

FDP_IFC.2[SC] Complete information flow control (SC)

Hierarchical-To FDP_IFC.1 Subset information flow control

Dependencies FDP_IFF.1 Simple security attributes

FDP_IFC.2.1[SC] The TSF shall enforce the **[assignment: Secure Channel Protocol information flow control policy]** on **[assignment:**

- **the subjects [S.CAD](#) and [S.SD](#), involved in the exchange of messages between the TOE and the CAD through a potentially unsafe communication channel,**
- **the information controlled by this policy are the card content management commands, including personalization commands, in the APDUs sent to the card and their associated responses returned to the CAD]**

and all operations that cause that information to flow to and from subjects covered by the SFP.

FDP_IFC.2.2[SC] The TSF shall ensure that all operations that cause any information in the TOE to flow to and from any subject in the TOE are covered by an information flow control SFP.

FDP_IFF.1[SC] Simple security attributes (SC)

Hierarchical-To No other components.

Dependencies FDP_IFC.1 Subset information flow control FMT_MSA.3 Static attribute initialisation

FDP_IFF.1.1[SC] The TSF shall enforce the **[assignment: Secure Channel Protocol information flow control policy]** based on the following types of subject and information security attributes: **[assignment:**

- Subjects:
 - [S.SD](#) receiving the Card Content Management commands (through AP-DUs or APIs).
 - [S.CAD](#) the off-card entity that communicates with the [S.SD](#).
- Information:
 - executable load file, in case of application loading;
 - applications or SD privileges, in case of application installation or registry update;
 - personalization keys and/or certificates, in case of application or SD personalization.]

FDP_IFF.1.2[SC] The TSF shall permit an information flow between a controlled subject and controlled information via a controlled operation if the following rules hold: **[assignment:**

- Runtime behavior rules defined by GlobalPlatform for:
 - **loading (Section 9.3.5 of [39]);**
 - **installation (Section 9.3.6 of [39]);**
 - **extradition (Section 9.4.1 of [39]);**
 - **registry update (Section 9.4.2 of [39]);**
 - **content removal (Section 9.5 of [39]).]**

FDP_IFF.1.3[SC] The TSF shall enforce the **[assignment: no additional information flow control SFP rules]**.

FDP_IFF.1.4[SC] The TSF shall explicitly authorise an information flow based on the following rules: **[assignment: none]**.

FDP_IFF.1.5[SC] The TSF shall explicitly deny an information flow based on the following rules: **[assignment:**

- **When none of the conditions listed in the element FDP_IFF.1.4 of this component hold and at least one of those listed in the element FDP_IFF.1.2 does not hold.]**

AppNote The subject S.SD can be the ISD or APSD.

AppNote The on-card and the off-card subjects have security attributes such as MAC, Cryptogram, Challenge, Key Set, Static Keys, etc.

FMT_MSA.1[SC] Management of security attributes (SC)

Hierarchical-To No other components.

Dependencies [FDP_ACC.1 Subset access control, or FDP_IFC.1 Subset information flow control] FMT_SMR.1 Security roles FMT_SMF.1 Specification of Management Functions

FMT_MSA.1.1[SC] The TSF shall enforce the **[assignment: Secure Channel Protocol information flow control policy]** to restrict the ability to **[selection: modify]** the security attributes **[assignment:**

- [Key Set](#),
- [Security Level](#),
- [Secure Channel Protocol](#),
- [Session Keys](#),
- [Sequence Counter](#),
- [ICV](#).

to **[assignment: the actor associated with the according security domain:**

- **The Card Issuer for ISD,**
- **The Application Provider for APSD.]**

FMT_MSA.3[SC] Static attribute initialisation (SC)

Hierarchical-To No other components.

Dependencies FMT_MSA.1 Management of security attributes FMT_SMR.1 Security roles

FMT_MSA.3.1[SC] The TSF shall enforce the **[assignment: Secure Channel Protocol information flow control policy]** to provide **[selection: restrictive]** default values for security attributes that are used to enforce the SFP.

FMT_MSA.3.2[SC] The TSF shall allow the **[assignment: Card Issuer, Application Provider]** to specify alternative initial values to override the default values when an object or information is created.

FMT_SMF.1[SC] Specification of Management Functions (SC)

Hierarchical-To No other components.

Dependencies No dependencies.

FMT_SMF.1.1[SC] The TSF shall be capable of performing the following management functions: **[assignment:**

- **Management functions specified in GlobalPlatform specifications [GP]:**
 - **loading (Section 9.3.5 of [39])**
 - **installation (Section 9.3.6 of [39])**
 - **extradition (Section 9.4.1 of [39])**
 - **registry update (Section 9.4.2 of [39])**
 - **content removal (Section 9.5 of [39]).]**

AppNote All management functions related to secure channel protocols shall be relevant.

FIA_UID.1[SC] Timing of identification (SC)

Hierarchical-To No other components.

Dependencies No dependencies.

FIA_UID.1.1[SC] The TSF shall allow **[assignment:**

- **application selection**
- **initializing a secure channel with the card**
- **requesting data that identifies the card or the Card Issuer]**

on behalf of the user to be performed before the user is identified.

FIA_UID.1.2[SC] The TSF shall require each user to be successfully identified before allowing any other TSF-mediated actions on behalf of that user.

FIA_UAU.1[SC] Timing of authentication (SC)

Hierarchical-To No other components.

Dependencies FIA_UID.1 Timing of identification

FIA_UAU.1.1[SC] The TSF shall allow **[assignment: the TSF mediated actions listed in FIA_UID.1[SC]]** on behalf of the user to be performed before the user is authenticated.

FIA_UAU.1.2[SC] The TSF shall require each user to be successfully authenticated before allowing any other TSF-mediated actions on behalf of that user.

FIA_UAU.4[SC] Single-use authentication mechanisms

Hierarchical-To No other components.

Dependencies No dependencies.

FIA_UAU.4.1[SC] The TSF shall prevent reuse of authentication data related to **[assignment: the authentication mechanism used to open a secure communication channel with the card.]**

FTP_ITC.1[SC] Inter-TSF trusted channel (SC)

Hierarchical-To No other components.

Dependencies No dependencies.

FTP_ITC.1.1[SC] The TSF shall provide a communication channel between itself and another trusted IT that is logically distinct from other communication channels and provides assured identification of its end points and protection of the channel data from modification or disclosure.

FTP_ITC.1.2[SCRefined] The TSF shall permit **the CAD placed in the card issuer secured environment** to initiate communication via the trusted channel.

FTP_ITC.1.3[SC] The TSF shall initiate communication via the trusted channel for **[assignment: all card management functions:**

- loading
- installation
- extradition
- registry update
- content removal
- changing the Application Life Cycle or Card Life Cycle.]

7.2.7 EMG Security Functional Requirements

The list of SFRs of this category are taken from the PP [\[13\]](#).

This functionality is not available in Configuration Secure Authentication, hence the SFRs are not applicable to this configuration.

FDP_ACC.1[EXT-MEM] Subset access control (EXT-MEM)

Hierarchical-To No other components.

Dependencies FDP_ACF.1 Security attribute based access control

FDP_ACC.1.1[EXT-MEM] The TSF shall enforce the **[assignment: EXTERNAL MEMORY access control SFP]** on **[assignment: subject [S.APPLET](#), object [O.EXT_MEM_INSTANCE](#), and operations OP.CREATE_EXT_MEM_INSTANCE, OP.READ_EXT_MEM and OP.WRITE_EXT_MEM]**.

FDP_ACF.1[EXT-MEM] Security attribute based access control (EXT-MEM)

Hierarchical-To No other components.

Dependencies FDP_ACC.1 Subset access control FMT_MSA.3 Static attribute initialization

FDP_ACF.1.1[EXT-MEM] The TSF shall enforce the **[assignment: EXTERNAL MEMORY access control SFP]** to objects based on the following: **[assignment:**

Table 61. Object and security attribute

Object	Security attribute
O.EXT_MEM_INSTANCE	Address Space.

FDP_ACF.1.2[EXT-MEM] The TSF shall enforce the following rules to determine if an operation among controlled subjects and controlled objects is allowed: **[assignment:**

- R.JAVA.20: Any subject S.APPLLET that performs OP.CREATE_EXT_MEM_INSTANCE obtains an object [O.EXT_MEM_INSTANCE](#) that addresses a memory space different from that of the Java Card System.
- R.JAVA.21: Any subject S.APPLLET may perform OP.READ_EXT_MEM (O.EXT_MEM_INSTANCE, address) provided the address belongs to the space of the O.EXT_MEM_INSTANCE.
- R.JAVA.22: Any subject S.APPLLET may perform OP.WRITE_EXT_MEM (O.EXT_MEM_INSTANCE, address) provided the address belongs to the space of the O.EXT_MEM_INSTANCE.

]

FDP_ACF.1.3[EXT-MEM] The TSF shall explicitly authorise access of subjects to objects based on the following additional rules: **[assignment: none]**.

FDP_ACF.1.4[EXT-MEM] The TSF shall explicitly deny access of subjects to objects based on the following additional rules: **[assignment: none]**.

AppNote The actual mechanism for creating an instance of external memory is implementation dependent. This rule only states that the accessible address space must not interfere with that of the Java Card System. The creation and the access to an external memory instance fall in the scope of the Firewall rules.

FMT_MSA.1[EXT-MEM] Management of security attributes (EXT-MEM)

Hierarchical-To No other components.

Dependencies [FDP_ACC.1 Subset access control, or FDP_IFC.1 Subset information flow control] FMT_SMR.1 Security roles FMT_SMF.1 Specification of Management Functions

FMT_MSA.1.1[EXT-MEM] The TSF shall enforce the **[assignment: EXTERNAL MEMORY access control SFP]** to restrict the ability to **[assignment: set up]** the security attributes **[assignment: [Address Space](#)]** to **[assignment: [S.JCRE](#)]**.

FMT_MSA.3[EXT-MEM] Static attribute initialisation (EXT-MEM)

Hierarchical-To No other components.

Dependencies FMT_MSA.1 Management of security attributes FMT_SMR.1 Security roles

FMT_MSA.3.1[EXT-MEM] The TSF shall enforce the **[assignment: EXTERNAL MEMORY access control SFP]** to provide **[assignment: no]** default values for security attributes that are used to enforce the SFP.

FMT_MSA.3.2[EXT-MEM] The TSF shall allow the **[assignment: [S.JCRE](#)]** to specify alternative initial values to override the default values when an object or information is created.

AppNote Upon creation of an external memory instance, the Java Card RE gets the address space value for the newly created object. This is implementation-dependent.

FMT_SMF.1[EXT-MEM] Specification of Management Functions (EXT-MEM)

Hierarchical-To No other components.

Dependencies No dependencies.

FMT_SMF.1.1[EXT-MEM] The TSF shall be capable of performing the following management functions: **[assignment: set up the [Address Space security attribute](#)]**.

7.2.8 ConfG Security Functional Requirements

The list of SFRs of this category define additional requirements related to the configuration of the TOE.

FDP_IFC.2[CFG] Complete information flow control (CFG)

Hierarchical-To FDP_IFC.1 Subset information flow control

Dependencies FDP_IFF.1 Simple security attributes

FDP_IFC.2.1[CFG] The TSF shall enforce the **[assignment: CONFIGURATION information flow control SFP]** on **[assignment: [S.Customer](#), [S.NXP](#), [S.ConfigurationMechanism](#), and [D.CONFIG_ITEM](#)]** and all operations that cause that information to flow to and from subjects covered by the SFP.

FDP_IFC.2.2[CFG] The TSF shall ensure that all operations that cause any information in the TOE to flow to and from any subject in the TOE are covered by an information flow control SFP.

FDP_IFF.1[CFG] Simple security attributes (CFG)

Hierarchical-To No other components.

Dependencies FDP_IFC.1 Subset information flow control FMT_MSA.3 Static attribute initialization

FDP_IFF.1.1[CFG] The TSF shall enforce the **[assignment: CONFIGURATION information flow control SFP]** based on the following types of subject and information security attributes: **[assignment:**

Table 62. Subject/information and security attribute

Object	Security attribute
S.Customer	Customer Configuration Token
S.NXP	NXP Configuration Token
S.ConfigurationMechanism	NXP Configuration Access , Customer Configuration Access
D.CONFIG_ITEM	access privilege

]

FDP_IFF.1.2[CFG] The TSF shall permit an information flow between a controlled subject and controlled information via a controlled operation if the following rules hold: **[assignment:**

- Read and write operations of [D.CONFIG_ITEM](#) between [S.ConfigurationMechanism](#) and [S.NXP](#) shall only be possible when [S.NXP](#) is authenticated with its token using the [NXP Configuration Token](#).
- Read and write operations of [D.CONFIG_ITEM](#) between [S.ConfigurationMechanism](#) and [S.Customer](#) shall only be possible when [S.Customer](#) is authenticated with its token using the [Customer Configuration Token](#) and if [access privilege](#) allows it.
- Enabling or disabling of [NXP Configuration Access](#) between [S.ConfigurationMechanism](#)

- and [S.NXP](#) shall only be possible when [S.NXP](#) is authenticated with its token
- using the [NXP Configuration Token](#).

].

FDP_IFF.1.3[CFG] The TSF shall enforce the additional information flow control SFP rules **[assignment: none]**.

FDP_IFF.1.4[CFG] The TSF shall explicitly authorise an information flow based on the following rules **[assignment: none]**.

FDP_IFF.1.5[CFG] The TSF shall explicitly deny an information flow based on the following rules **[assignment:**

If the [NXP Configuration Access](#) is disabled then nobody can read or write [D.CONFIG_ITEM](#).

If the [Customer Configuration Access](#) is disabled then [S.Customer](#) can not read or write [D.CONFIG_ITEM](#).

].

FMT_MSA.3[CFG] Static attribute initialisation (CFG)

Hierarchical-To No other components.

Dependencies FMT_MSA.1 Management of security attributes FMT_SMR.1 Security roles

FMT_MSA.3.1[CFG] The TSF shall enforce the **[assignment: CONFIGURATION information flow control SFP]** to provide **[selection: restrictive]** default values for security attributes that are used to enforce the SFP.

FMT_MSA.3.2[CFG] The TSF shall allow the **[assignment: nobody]** to specify alternative initial values to override the default values when an object or information is created.

FMT_MSA.1[CFG] Management of security attributes (CFG)

Hierarchical-To No other components.

Dependencies [FDP_ACC.1 Subset access control, or FDP_IFC.1 Subset information flow control] FMT_SMR.1 Security roles FMT_SMF.1 Specification of Management Functions

FMT_MSA.1.1[CFG] The TSF shall enforce the **[assignment: CONFIGURATION information flow control SFP]** to restrict the ability to **[selection: modify]** the security attributes **[assignment: [NXP Configuration Access](#) and [Customer Configuration Access](#)] to **[assignment: none]**.**

FMT_SMR.1[CFG] Security roles (CFG)

Hierarchical-To No other components.

Dependencies FIA_UID.1 Timing of identification

FMT_SMR.1.1[CFG] The TSG shall maintain the roles **[assignment: [S.NXP](#) and [S.Customer](#)]**.

FMT_SMR1.2[CFG] The TSF shall be able to associate users with roles.

AppNote The roles of the CONFIGURATION information flow control SFP are defined by the [NXP Configuration Token](#) and the [Customer Configuration Token](#).

FMT_SMF.1[CFG] Specification of Management Functions (CFG)

Hierarchical-To No other components.

Dependencies No dependencies.

FMT_SMF.1.1[CFG] The TSF shall be capable of performing the following management functions: **[assignment: none.]**

FIA_UID.1[CFG] Timing of identification (CFG)

Hierarchical-To No other components.

Dependencies No dependencies.

FIA_UID.1.1[CFG] The TSF shall allow **[assignment: to select the ISD]** on behalf of the user to be performed before the user is identified.

FIA_UID.1.2[CFG] The TSF shall require each user to be successfully identified before allowing any other TSF-mediated actions on behalf of that user.

7.2.9 SecBoxG Security Functional Requirements

The SFRs in this section provide additional requirements to separate the native code executed in the Secure Box environment from the rest of the TOE.

FDP_ACC.2[SecureBox] Complete access control (SecureBox)

Hierarchical-To FDP_ACC.1 Subset access control

Dependencies FDP_ACF.1 Security attribute based access control

FDP_ACC.2.1[SecureBox] The TSF shall enforce the **[assignment: SecureBox access control SFP]** on **[assignment: S.SBNativeCode, O.SB_Content, O.NON_SB_Content, O.SB_SFR, O.NON_SB_SFR]** and all operations among subjects and objects covered by the SFP.

FDP_ACC.2.2[SecureBox] The TSF shall ensure that all operations between any subject controlled by the TSF and any object controlled by the TSF are covered by an access control SFP.

Refinement The operations involved in this policy are:

- [OP.SB_ACCESS](#),
- [OP.SB_ACCESS_SFR](#).

FDP_ACF.1[SecureBox] Security attribute based access control (SecureBox)

Hierarchical-To No other components.

Dependencies FDP_ACC.1 Subset access control FMT_MSA.3 Static attribute initialisation

FDP_ACF.1.1[SecureBox] The TSF shall enforce the **[assignment: SecureBox access control SFP]** to all objects based on the following: **[assignment: S.SBNativeCode, O.SB_Content, O.NON_SB_Content, O.SB_SFR, O.NON_SB_SFR and the attributes CPU Mode, the MMU Segment Table and the Special Function Registers related to system management]**.

FDP_ACF.1.2[SecureBox] The TSF shall enforce the following rules to determine if an operation among controlled subjects and controlled objects is allowed: **[assignment:**

- **Code assigned to S.SBNativeCode is only executed in CPU Mode User Mode.**

- Code assigned to [S.SBNativeCode](#) is only able to perform [OP.SB_ACCESS](#) to [O.SB_Content](#). The ROM, FLASH, and RAM which belongs to [O.SB_Content](#) is controlled by the [MMU Segment Table](#) used by the Memory Management Unit.
- Code assigned to [S.SBNativeCode](#) is able to perform [OP.SB_ACCESS_SFR](#) to [O.SB_SFR](#).

].

FDP_ACF.1.3[SecureBox] The TSF shall explicitly authorise access of subjects to objects based on the following additional rules: **[assignment: none]**

FDP_ACF.1.4[SecureBox] The TSF shall explicitly deny access of subjects to objects based on the following additional rules: **[assignment:**

- For [S.SBNative Code](#) it is not possible to perform [OP.SB_ACCESS](#) to [O.NON_SB_Content](#).
- For [S.SBNative Code](#) it is not possible to perform [OP.SB_ACCESS_SFR](#) to [O.NON_SB_SFR](#).

].

FMT_MSA.1[SecureBox] Management of security attributes (SecureBox)

Hierarchical-To No other components.

Dependencies [FDP_ACC.1 Subset access control, or FDP_IFC.1 Subset information flow control] FMT_SMR.1 Security roles FMT_SMF.1 Specification of Management Functions

FMT_MSA.1.1[SecureBox] The TSF shall enforce the **[assignment: SecureBox access control SFP]** to restrict the ability to **[selection: modify]** the security attributes **[assignment: CPU Mode and the MMU Segment Table]** to **[assignment: S.JCRE]**.

AppNote The dependency with FMT_SMR.1 is not applicable. Only [S.JCRE](#) is allowed to modify security attributes for the Secure Box before [S.SBNativeCode](#) is executed.

FMT_MSA.3[SecureBox] Static attribute initialisation (SecureBox)

Hierarchical-To No other components.

Dependencies FMT_MSA.1 Management of security attributes FMT_SMR.1 Security roles

FMT_MSA.3.1[SecureBox] The TSF shall enforce the **[assignment: SecureBox access control SFP]** to provide **[selection: restrictive]** default values for security attributes that are used to enforce the SFP.

FMT_MSA.3.2[SecureBox] The TSF shall allow the **[assignment: S.JCRE]** to specify alternative initial values to override the default values when an object or information is created.

AppNote The dependency with FMT_SMR.1 is not applicable. The TOE does not allow to specify alternative initial values for the security attributes of the Secure Box.

FMT_SMF.1[SecureBox] Specification of Management Functions (SecureBox)

Hierarchical-To No other components.

Dependencies No dependencies.

FMT_SMF.1.1[SecureBox] The TSF shall be capable of performing the following management functions: **[assignment:**

- Switch the [CPU Mode](#)
- Change the values in the [MMU Segment Table](#) to assign RAM to the Secure Box
- Change the values in the [MMU Segment Table](#) to assign FLASH to the Secure Box

].

7.2.10 ModDesG Security Functional Requirements

The list of SFRs of this category define additional requirements related to the Modular Design of the TOE.

FDP_IFC.1[MODULAR-DESIGN] Subset information flow control (MODULAR-DESIGN)

Hierarchical-To No other components.

Dependencies FDP_IFF.1 Simple security attributes

FDP_IFC.1.1[MODULAR-DESIGN] The TSF shall enforce the **[assignment: modular design information flow control SFP]** on **[assignment: [S.APPLET](#), [S.SD](#), [S.JCRE](#), [I.MODULE_INVOCATION](#) and [OP.INVOKE_MODULE](#)]**.

FDP_IFF.1[MODULAR-DESIGN] Simple security attributes (MODULAR-DESIGN)

Hierarchical-To No other components.

Dependencies FDP_IFC.1 Subset information flow control, FMT_MSA.3 Static attribute initialisation

FDP_IFF.1.1[MODULAR-DESIGN] The TSF shall enforce the **[assignment: modular design information flow control SFP]** based on the following types of subject and information security attributes: **[assignment: [S.APPLET](#), [S.SD](#), [S.JCRE](#) and [I.MODULE_INVOCATION](#) with the security attribute [Module Presence](#) of the invoked [O.CODE_MODULE](#)]**

FDP_IFF.1.2[MODULAR-DESIGN] The TSF shall permit an information flow between a controlled subject and controlled information via a controlled operation if the following rules hold: **[assignment: Operation [OP.INVOKE_MODULE](#) is allowed for [S.APPLET](#), [S.SD](#) and [S.JCRE](#) on [I.MODULE_INVOCATION](#) if the security attribute [Module Presence](#) of the invoked [O.CODE_MODULE](#) has the value "present"]**.

FDP_IFF.1.3[MODULAR-DESIGN] The TSF shall enforce the additional information flow control SFP rules **[assignment: none]**.

FDP_IFF.1.4[MODULAR-DESIGN] The TSF shall explicitly authorise an information flow based on the following rules **[assignment: none]**.

FDP_IFF.1.5[MODULAR-DESIGN] The TSF shall explicitly deny an information flow based on the following rules **[assignment: prevent access to [O.CODE_MODULE](#) if the security attribute [Module Presence](#) has the value "not present"]**.

FIA_ATD.1[MODULAR-DESIGN] User attribute definition (MODULAR-DESIGN)

Hierarchical-To No other components.

Dependencies No dependencies.

FIA_ATD.1.1[MODULAR-DESIGN] The TSF shall maintain the following list of security attributes belonging to individual users: **[assignment:**

[Module Presence](#),

Package AID].

Refinement "Individual users" stands for Modules.

FIA_USB.1[MODULAR-DESIGN] User-subject binding (MODULAR-DESIGN)

Hierarchical-To No other components.

Dependencies FIA_ATD.1 User attribute definition

FIA_USB.1.1[MODULAR-DESIGN] The TSF shall associate the following user security attributes with subjects acting on the behalf of that user: **[assignment: Package AID]**.

FIA_USB.1.2[MODULAR-DESIGN] The TSF shall enforce the following rules on the initial association of user security attributes with subjects acting on the behalf of users: **[assignment: Each Module is associated with an unique Package AID]**.

FIA_USB.1.3[MODULAR-DESIGN] The TSF shall enforce the following rules governing changes to the user security attributes associated with subjects acting on the behalf of users: **[assignment: The Package AID of a Module is unchangeable]**.

AppNote The user is a Module and the subjects are the [S.APPLLET](#), [S.SD](#) and [S.JCRE](#).

FMT_MSA.1[MODULAR-DESIGN] Management of security attributes (MODULAR-DESIGN)

Hierarchical-To No other components.

Dependencies [FDP_ACC.1 Subset access control, or FDP_IFC.1 Subset information flow control], FMT_SMR.1 Security roles, FMT_SMF.1 Specification of Management Functions

FMT_MSA.1.1[MODULAR-DESIGN] The TSF shall enforce the **[assignment: ADEL access control SFP and modular design information flow control SFP]** to restrict the ability to **[selection: modify]** the security attributes **[assignment: Module Presence of O.CODE_MODULE]** to **[assignment: SADEL]**.

FMT_MSA.3[MODULAR-DESIGN] Static attribute initialisation (MODULAR-DESIGN)

Hierarchical-To No other components.

Dependencies FMT_MSA.1 Management of security attributes, FMT_SMR.1 Security roles

FMT_MSA.3.1[MODULAR-DESIGN] The TSF shall enforce the **[assignment: modular design information flow control SFP]** to provide **[selection: restrictive]** default values for security attributes that are used to enforce the SFP.

FMT_MSA.3.2[MODULAR-DESIGN] The TSF shall allow **[assignment: none]** to specify alternative initial values to override the default values when an object or information is created.

FMT_SMF.1[MODULAR-DESIGN] Specification of Management Functions (MODULAR-DESIGN)

Hierarchical-To No other components.

Dependencies No dependencies.

FMT_SMF.1.1[MODULAR-DESIGN] The TSF shall be capable of performing the following management functions: **[assignment: modify the list of Resident Modules]**.

FMT_SMR.1[MODULAR-DESIGN] Security roles (MODULAR-DESIGN)

Hierarchical-To No other components.

Dependencies FIA_UID.1 Timing of identification

FMT_SMR.1.1[MODULAR-DESIGN] The TSF shall maintain the roles: **[assignment: Module Invoker]**.

FMT_SMR.1.2[MODULAR-DESIGN] The TSF shall be able to associate users with roles.

FPT_FLS.1[MODULAR-DESIGN] Failure with preservation of secure state (MODULAR-DESIGN)

Hierarchical-To No other components.

Dependencies No dependencies.

FPT_FLS.1.1[MODULAR-DESIGN] The TSF shall preserve a secure state when the following types of failures occur: **[assignment: OP.INVOKE_MODULE is performed on a TOE internal interface of O.CODE_MODULE where the security attribute Module Presence has the value "not present"]**.

AppNote A secure state is being preserved by throwing an exception or sending an error status word to the CAD.

FIA_UID.1[MODULAR-DESIGN] Timing of identification (MODULAR-DESIGN)

Hierarchical-To No other components.

Dependencies No dependencies.

FIA_UID.1.1[MODULAR-DESIGN] The TSF shall allow **[assignment:**

- **direct invocation of Modules with public interface and the security attribute [Module Presence](#) having the value 'present'**,
- **invocation of Modules via JavaCard API with TOE internal interface and the security attribute [Module Presence](#) having the value 'present'**

] on behalf of the user to be performed before the user is identified.

FIA_UID.1.2[MODULAR-DESIGN] The TSF shall require each user to be successfully identified before allowing any other TSF-mediated actions on behalf of that user.

7.2.11 RMG Security Functional Requirements

The list of SFRs of this category define additional requirements related to restriction of TOE functionality when the attack counter expired.

FDP_ACC.2[RM] Complete access control (Restricted Mode)

Hierarchical-To FDP_ACC.1 Subset access control

Dependencies FDP_ACF.1 Security attribute based access control

FDP_ACC.2.1[RM] The TSF shall enforce the **[assignment: Restricted Mode access control SFP]** on **[assignment: S.SD]** and all operations among subjects and objects covered by the SFP.

FDP_ACC.2.2[RM] The TSF shall ensure that all operations between any subject controlled by the TSF and any object controlled by the TSF are covered by an access control SFP.

FDP_ACF.1[RM] Security attribute based access control (Restricted Mode)

Hierarchical-To No other components.

Dependencies FDP_ACC.1 Subset access control FMT_MSA.3 Static attribute initialisation

FDP_ACF.1.1[RM] The TSF shall enforce the **[assignment: Restricted Mode access control SFP]** to objects based on the following **[assignment:**

Table 63. FDP_ACF.1.1[RM] assignment

Subject/Object	Security attributes
S.SD	D.ATTACK_COUNTER

]

FDP_ACF.1.2[RM] The TSF shall enforce the following rules to determine if an operation among controlled subjects and controlled objects is allowed: **[assignment: The [D.ATTACK_COUNTER](#) can be reset by ISD]**.

FDP_ACF.1.3[RM] The TSF shall explicitly authorise access of subjects to objects based on the following additional rules: **[assignment: none]**.

FDP_ACF.1.4[RM] The TSF shall explicitly deny access of subjects to objects based on the following additional rules: **[assignment: Deny all operations on all objects if the [D.ATTACK_COUNTER](#) has reached its limit (restricted mode), except for operations listed in [FMT_SMF.1\[RM\]](#)]**.

FMT_MSA.3[RM] Static attribute initialisation (Restricted Mode)

Hierarchical-To No other components.

Dependencies FMT_MSA.1 Management of security attributes FMT_SMR.1 Security roles

FMT_MSA.3.1[RM] The TSF shall enforce the **[assignment: Restricted Mode access control SFP]** to provide **[selection: restrictive]** default values for security attributes that are used to enforce the SFP.

FMT_MSA.3.2[RM] The TSF shall allow the **[assignment: nobody]** to specify alternative initial values to override the default values when an object or information is created.

FMT_MSA.1[RM] Management of security attributes (Restricted Mode)

Hierarchical-To No other components.

Dependencies [FDP_ACC.1 Subset access control, or FDP_IFC.1 Subset information flow control] FMT_SMR.1 Security roles FMT_SMF.1 Specification of Management Functions

FMT_MSA.1.1[RM] The TSF shall enforce the **[assignment: Restricted Mode access control policy]** to restrict the ability to **[selection: modify]** the security attributes **[assignment: [D.ATTACK_COUNTER](#)]** to **[assignment: ISD]**.

FMT_SMF.1[RM] Specification of Management Functions (Restricted Mode)

Hierarchical-To No other components.

Dependencies No dependencies.

FMT_SMF.1.1[RM] The TSF shall be capable of performing the following management functions: **[assignment:**

- select ISD,
- authenticate against the ISD,
- initialize a Secure Channel with the ISD,

- reset [D.ATTACK_COUNTER](#),
- identify the card,
- read CPLC data,
- query the debug logging information.

]

FIA_UID.1[RM] Timing of identification (RM)

Hierarchical-To No other components.

Dependencies No dependencies.

FIA_UID.1.1[RM] The TSF shall allow **[assignment:**

- select ISD,
- identify the card,
- query the debug logging information.

] on behalf of the user to be performed before the user is identified.

FIA_UID.1.2[RM] The TSF shall require each user to be successfully identified before allowing any other TSF-mediated actions on behalf of that user.

FIA_UAU.1[RM] Timing of authentication (RM)

Hierarchical-To No other components.

Dependencies FIA_UID.1 Timing of identification

FIA_UAU.1.1[RM] The TSF shall allow **[assignment:**

- select ISD,
- identify the card,
- query the debug logging information.

] on behalf of the user to be performed before the user is authenticated.

FIA_UAU.1.2[RM] The TSF shall require each user to be successfully authenticated before allowing any other TSF-mediated actions on behalf of that user.

7.2.12 Further Security Functional Requirements

The SFRs in this section provide additional proprietary features not covered by the PP [\[13\]](#).

FAU_SAS.1[SCP] Audit Data Storage (SCP)

Hierarchical-To No other components.

Dependencies No other components.

FAU_SAS.1.1[SCP] The TSF shall provide **[assignment: test personnel before TOE Delivery]** with the capability to store the **[assignment: Initialisation Data and/or Prepersonalisation Data and/or supplements of the Smartcard Embedded Software]** in the **[assignment: audit records]**.

FCS_RNG.1 Quality metric for random numbers

Hierarchical-To No other components.

Dependencies No dependencies

FCS_RNG.1.1 The TSF shall provide a **[selection: deterministic]** random number generator that implements **[assignment:**

(DRG.3.1) If initialized with a random seed using a PTRNG of class PTG.2 (as defined in [43]) as random source, the internal state of the RNG shall have at least 256 bit of entropy.

(DRG.3.2) The RNG provides forward secrecy (as defined in [43]).

(DRG.3.3) The RNG provides enhanced backward secrecy even if the current internal state is known (as defined in [45])

]

FCS_RNG.1.2 The TSF shall provide **[selection: octets of bits]** that meet **[assignment:**

- (DRG.3.4) The RNG, initialized with a random seed using a PTRNG of class PTG.2 (as defined in [43]) as random source, generates output for which for 2^{48} strings of bit length 128 are mutually different with probability at least $1 - 2^{-24}$.
- (DRG.3.5) Statistical test suites cannot practically distinguish the random numbers from output sequences of an ideal RNG. The random numbers must pass test procedure A (as defined in [43])

]

AppNote This functionality is provided by the certified Crypto Lib, see [21].

FCS_RNG.1[HDT] Quality metric for random numbers

Hierarchical-To No other components.

Dependencies No dependencies

FCS_RNG.1.1[HDT] The TSF shall provide a **[selection: hybrid deterministic]** random number generator that implements **[assignment:**

- (DRG.4.1) The internal state of the RNG shall use PTRNG of class PTG.2 (as defined in [43]) as random source.
- (DRG.4.2) The RNG provides forward secrecy (as defined in [43]).
- (DRG.4.3) The RNG provides backward secrecy even if the current internal state is known (as defined in [43]).
- (DRG.4.4) The RNG provides enhanced forward secrecy on demand (as defined in [43]).
- (DRG.4.5) The internal state of the RNG is seeded by an PTRNG of class PTG.2 (as defined in [43]).

]

FCS_RNG.1.2[HDT] The TSF shall provide **[selection: random numbers]** that meet **[assignment:**

- (DRG.4.6) The RNG generates output for which for 2^{48} strings of bit length 128 are mutually different with probability at least $1 - 2^{-24}$.
- (DRG.4.7) Statistical test suites cannot practically distinguish the random numbers from output sequences of an ideal RNG. The random numbers must pass test procedure A (as defined in [43]).

]

AppNote This functionality is provided by the certified Crypto Lib, see [21].

FIA_AFL.1[PIN] Basic Authentication Failure Handling (PIN)

Hierarchical-To No other components.

Dependencies FIA_UAU.1 Timing of authentication.

FIA_AFL.1.1[PIN] The TSF shall detect when **[selection: an administrator configurable positive integer within [1 and 127]]** unsuccessful authentication attempts occur related to **[assignment: any user authentication using D.PIN]**.

FIA_AFL.1.2[PIN] When the defined number of unsuccessful authentication attempts has been **[selection: surpassed]**, the TSF shall **[assignment: block the authentication with D.PIN]**.

AppNote The dependency with FIA_UAU.1 is not applicable. The TOE implements the firewall access control SFP, based on which access to the object implementing FIA_AFL.1[PIN] is organized.

FPT_EMSEC.1 TOE emanation

Hierarchical-To No other components.

Dependencies No dependencies.

FPT_EMSEC.1.1 The TOE shall not emit **[assignment: variations in power consumption or timing during command execution]** in excess of **[assignment: non-useful information]** enabling access to **[assignment: TSF data: D.CRYPTO]** and **[assignment: User data: D.PIN, D.APP_KEYS]**.

FPT_EMSEC.1.2 The TSF shall ensure **[assignment: that unauthorized users]** are unable to use the following interface **[assignment: electrical contacts or Radio Frequency (RF) field]** to gain access to **[assignment: TSF data: D.CRYPTO]** and **[assignment: User data: D.PIN, D.APP_KEYS]**.

FPT_PHP.3 Resistance to physical attack

Hierarchical-To No other components.

Dependencies No dependencies.

FPT_PHP.3.1 The TSF shall resist **[assignment: physical manipulation and physical probing]** to the **[assignment: TSF]** by responding automatically such that the SFRs are always enforced.

Refinement The TSF will implement appropriate mechanisms to continuously counter physical manipulation and physical probing. Due to the nature of these attacks (especially manipulation) the TSF can by no means detect attacks on all of its elements. Therefore, permanent protection against these attacks is required ensuring that security functional requirements are enforced. Hence, "automatic response" means here (i) assuming that there might be an attack at any time and (ii) countermeasures are provided at any time.

AppNote This SFR is taken from the certified Security IC Platform Protection Profile [\[25\]](#).

FCS_CKM.2 Cryptographic key distribution

Hierarchical-To No other components.

Dependencies [FDP_ITC.1 Import of user data without security attributes, or FDP_ITC.2 Import of user data with security attributes, or [FCS_CKM.1](#) Cryptographic key generation]
FCS_CKM.4 Cryptographic key destruction

FCS_CKM.2.1 The TSF shall distribute cryptographic keys in accordance with a specified cryptographic key distribution method **[assignment: methods: set keys and components of DES, AES, RSA, RSA-CRT, ECC and secure messaging]** that meets the following: **[assignment: [40], [14], [16], [15]]**.

AppNote

- The keys can be accessed as specified in [40] Key class and [14], [16], [15] for proprietary classes.
- This component shall be instantiated according to the version of the Java Card API applying to the security target and the implemented algorithms [40] and [14], [16], [15] for proprietary classes.

AppNote

- [FCS_CKM.2](#) for ECC keys is applicable only if the corresponding Module for the cryptographic operation is present in the TOE.

FCS_CKM.3 Cryptographic key access

Hierarchical-To No other components.

Dependencies [FDP_ITC.1 Import of user data without security attributes, or FDP_ITC.2 Import of user data with security attributes, or FCS_CKM.1 Cryptographic key generation]
FCS_CKM.4 Cryptographic key destruction

FCS_CKM.3.1 The TSF shall perform **[assignment: management of DES, AES, RSA, RSA-CRT, ECC, Diffie-Hellman and EC Diffie-Hellman]** in accordance with a specified cryptographic key access method **[assignment: methods/commands defined in packages javacard.security of [40] and [14], [16], [15] for proprietary classes]** that meets the following: **[assignment: [40], [14], [16], [15]]**.

AppNote

- The keys can be accessed as specified in [40] Key class and [14], [16], [15] for proprietary classes.
- This component shall be instantiated according to the version of the Java Card API applicable to the security target and the implemented algorithms ([40]) and [14], [16], [15] for proprietary classes.

AppNote

- FCS_CKM.3 for ECC keys is applicable only if the corresponding Module for the cryptographic operation is present in the TOE.

7.3 Security Assurance Requirements

The assurance requirements of this evaluation are EAL6 augmented by ASE_TSS.2 and ALC_FLR.1. The assurance requirements ensure, among others, the security of the TOE during its development and production.

ADV_SPM.1 Formal TOE security policy model

Hierarchical-To No other components.

Dependencies ADV_FSP.4 Complete functional specification

ADV_SPM.1.1D The developer shall provide a formal security policy model for the **[assignment: FIRE-WALL access control SFP (FDP_ACC.2[FIREWALL])]**.

7.4 Security Requirements Rationale for the TOE

7.4.1 Identification

7.4.1.1 OT.SID

Table 64. OT.SID

SFR	Rationale
FIA_UID.2[AID]	Subjects' identity is AID-based (applets, packages) and is met by the SFR. Installation procedures ensure protection against forgery (the AID of an applet is under the control of the TSFs) or re-use of identities and is met by the SFR.
FIA_USB.1[AID]	Subjects' identity is AID-based (applets, packages) and is met by the SFR. Installation procedures ensure protection against forgery (the AID of an applet is under the control of the TSFs) or re-use of identities and is met by the SFR.
FMT_MSA.1[JCRE]	Subjects' identity is AID-based (applets, packages) and is met by the SFR.
FMT_MSA.1[JCVM]	Subjects' identity is AID-based (applets, packages) and is met by the SFR.
FMT_MSA.1[ADEL]	Subjects' identity is AID-based (applets, packages) and is met by the SFR.
FMT_MSA.3[FIREWALL]	Subjects' identity is AID-based (applets, packages) and is met by the SFR.
FMT_MSA.3[JCVM]	Subjects' identity is AID-based (applets, packages) and is met by the SFR.
FMT_MSA.3[ADEL]	Subjects' identity is AID-based (applets, packages) and is met by the SFR.
FMT_MTD.1[JCRE]	Subjects' identity is AID-based (applets, packages) and is met by the SFR.
FMT_MTD.3[JCRE]	Subjects' identity is AID-based (applets, packages) and is met by the SFR.
FMT_SMF.1[ADEL]	Subjects' identity is AID-based (applets, packages) and is met by the SFR.
FMT_MSA.3[EXT-MEM]	Subjects' identity is AID-based (applets, packages) and is met by the SFR.
FMT_MSA.1[EXT-MEM]	Subjects' identity is AID-based (applets, packages) and is met by the SFR.
FMT_SMF.1[EXT-MEM]	Subjects' identity is AID-based (applets, packages) and is met by the SFR.
FIA_ATD.1[AID]	Subjects' identity is AID-based (applets, packages) and is met by the SFR.
FDP_ITC.2[CCM]	Subjects' identity is AID-based (applets, packages) and is met by the SFR.
FMT_MSA.1[SC]	Subjects' identity is AID-based (applets, packages) and is met by the SFR.

Table 64. OT.SID...continued

SFR	Rationale
FMT_MSA.3[SC]	Subjects' identity is AID-based (applets, packages) and is met by the SFR.
FMT_SMF.1[SC]	Subjects' identity is AID-based (applets, packages) and is met by the SFR.

7.4.1.2 OT.SID_MODULE

Table 65. OT.SID_MODULE

SFR	Rationale
FDP_IFC.1[MODULAR-DESIGN]	The modular design information flow control policy contributes to meet this objective.
FDP_IFF.1[MODULAR-DESIGN]	The modular design information flow control policy contributes to meet this objective.
FIA_ATD.1[MODULAR-DESIGN]	Subject's identity is AID-based and is met by the SFR.
FIA_USB.1[MODULAR-DESIGN]	Subject's identity is AID-based and is met by the SFR. (Re-)loading of a previously deleted Module or Module replacement are not possible, protecting against identity forgery.
FMT_MSA.1[MODULAR-DESIGN]	Contributes indirectly to meet this objective.
FMT_MSA.3[MODULAR-DESIGN]	Contributes indirectly to meet this objective.
FMT_SMF.1[MODULAR-DESIGN]	Contributes indirectly to meet this objective.
FMT_SMR.1[MODULAR-DESIGN]	Contributes indirectly to meet this objective.
FPT_FLS.1[MODULAR-DESIGN]	Contributes indirectly to meet this objective.
FIA_UID.1[MODULAR-DESIGN]	Contributes to meet the objective by only allowing invocation of Modules if they are present.

7.4.2 Execution

7.4.2.1 OT.FIREWALL

Table 66. OT.FIREWALL

SFR	Rationale
FDP_ACC.2[FIREWALL]	The FIREWALL access control policy contributes to meet this objective.
FDP_ACF.1[FIREWALL]	The FIREWALL access control policy contributes to meet this objective.
FDP_IFC.1[JCVVM]	The JCVM information flow control policy contributes to meet this objective.
FDP_IFF.1[JCVVM]	The JCVM information flow control policy contributes to meet this objective.
FMT_MSA.1[JCRE]	Contributes indirectly to meet this objective.
FMT_MSA.1[JCVVM]	Contributes indirectly to meet this objective.
FMT_MSA.1[ADEL]	Contributes indirectly to meet this objective.

Table 66. OT.FIREWALL...continued

SFR	Rationale
FMT_MSA.2[FIREWALL-JCVM]	Contributes indirectly to meet this objective.
FMT_MSA.3[FIREWALL]	Contributes indirectly to meet this objective.
FMT_MSA.3[JCVM]	Contributes indirectly to meet this objective.
FMT_MSA.3[ADEL]	Contributes indirectly to meet this objective.
FMT_MTD.1[JCRE]	Contributes indirectly to meet this objective.
FMT_MTD.3[JCRE]	Contributes indirectly to meet this objective.
FMT_SMF.1	Contributes indirectly to meet this objective.
FMT_SMF.1[ADEL]	Contributes indirectly to meet this objective.
FMT_SMR.1	Contributes indirectly to meet this objective.
FMT_SMR.1[INSTALLER]	Contributes indirectly to meet this objective.
FMT_SMR.1[ADEL]	Contributes indirectly to meet this objective.
FMT_MSA.3[EXT-MEM]	Contributes indirectly to meet this objective.
FMT_MSA.1[EXT-MEM]	Contributes indirectly to meet this objective.
FMT_SMF.1[EXT-MEM]	Contributes indirectly to meet this objective.
FDP_ITC.2[CCM]	Contributes indirectly to meet this objective.
FMT_SMR.1[SD]	Contributes indirectly to meet this objective.
FMT_MSA.1[SC]	Contributes indirectly to meet this objective.
FMT_MSA.3[SC]	Contributes indirectly to meet this objective.
FMT_SMF.1[SC]	Contributes indirectly to meet this objective.

7.4.2.2 OT.GLOBAL_ARRAYS_CONFID

Table 67. OT.GLOBAL_ARRAYS_CONFID

SFR	Rationale
FDP_IFC.1[JCVM]	The JCVM information flow control policy meets the objective by preventing an application from keeping a pointer to a shared buffer, which could be used to read its contents when the buffer is being used by another application.
FDP_IFF.1[JCVM]	The JCVM information flow control policy meets this objective by preventing an application from keeping a pointer to a shared buffer, which could be used to read its contents when the buffer is being used by another application.
FDP_RIP.1[OBJECTS]	Contributes to meet the objective by protecting the array parameters of remotely invoked methods, which are global as well, through the general initialization of method parameters.
FDP_RIP.1[ABORT]	Contributes to meet the objective by protecting the array parameters of remotely invoked methods, which are global as well, through the general initialization of method parameters.

Table 67. OT.GLOBAL_ARRAYS_CONFID...continued

SFR	Rationale
FDP_RIP.1[APDU]	Only arrays can be designated as global, and the only global arrays required in the Java Card API are the APDU buffer and the global byte array input parameter (bArray) to an applet's install method. Contributes to meet this objective by fulfilling the clearing requirement of these arrays.
FDP_RIP.1[bArray]	Only arrays can be designated as global, and the only global arrays required in the Java Card API are the APDU buffer and the global byte array input parameter (bArray) to an applet's install method. Contributes to meet this objective by fulfilling the clearing requirement of these arrays.
FDP_RIP.1[KEYS]	Contributes to meet the objective by protecting the array parameters of invoked methods, which are global as well, through the general initialization of method parameters.
FDP_RIP.1[TRANSIENT]	Contributes to meet the objective by protecting the array parameters of invoked methods, which are global as well, through the general initialization of method parameters.
FDP_RIP.1[ADEL]	Contributes to meet the objective by protecting the array parameters of invoked methods, which are global as well, through the general initialization of method parameters.
FDP_RIP.1[ODEL]	Contributes to meet the objective by protecting the array parameters of invoked methods, which are global as well, through the general initialization of method parameters.
FDP_RIP.1[GlobalArray_Refined]	Only arrays can be designated as global, and the only global arrays required in the Java Card API are the APDU buffer, the global byte array input parameter (bArray) to an applet's install method and the global arrays created by the JCSYSTEM.makeGlobalArray(...) method. Contributes to meet this objective by fulfilling the clearing requirement of these arrays.

7.4.2.3 OT.GLOBAL_ARRAYS_INTEG

Table 68. OT.GLOBAL_ARRAYS_INTEG

SFR	Rationale
FDP_IFC.1[JCVM]	Contributes to meet the objective by preventing an application from keeping a pointer to the APDU buffer of the card or to the global byte array of the applet's install method. Such a pointer could be used to access and modify it when the buffer is being used by another application.
FDP_IFF.1[JCVM]	Contributes to meet the objective by preventing an application from keeping a pointer to the APDU buffer of the card or to the global byte array of the applet's install method. Such a pointer could be used to access and modify it when the buffer is being used by another application.

7.4.2.4 OT.NATIVE

Table 69. OT.NATIVE

SFR	Rationale
FDP_ACF.1[FIREWALL]	Covers this objective by ensuring that the only means to execute native code is the invocation of a Java Card API method. This objective mainly relies on the environmental objective OE.APPLET, which uphold the assumption A.APPLET .

7.4.2.5 OT.OPERATE

Table 70. OT.OPERATE

SFR	Rationale
FAU_ARP.1	Contributes to meet this objective by detecting and blocking various failures or security violations during usual working.
FDP_ACC.2[FIREWALL]	Contributes to meet this objective by protecting the TOE through the FIREWALL access control policy.
FDP_ACF.1[FIREWALL]	Contributes to meet this objective by protecting the TOE through the FIREWALL access control policy.
FDP_ROL.1[FIREWALL]	Contributes to meet this objective by providing support for cleanly abort applets' installation, which belongs to the category security-critical parts and procedures protection.
FIA_AFL.1[PIN]	Contributes to meet the objective by protecting the authentication.
FIA_USB.1[AID]	Contributes to meet this objective by controlling the communication with external users and their internal subjects to prevent alteration of TSF data.
FPT_TDC.1	Contributes to meet this objective by protection in various ways against applets' actions.
FPT_RCV.3[INSTALLER]	Contributes to meet this objective by providing safe recovery from failure, which belongs to the category of security-critical parts and procedures protection.
FIA_ATD.1[AID]	Contributes to meet this objective by controlling the communication with external users and their internal subjects to prevent alteration of TSF data.
FPT_FLS.1	Contributes to meet this objective by detecting and blocking various failures or security violations during usual working.
FPT_FLS.1[INSTALLER]	Contributes to meet this objective by detecting and blocking various failures or security violations during usual working.
FPT_FLS.1[ADEL]	Contributes to meet this objective by detecting and blocking various failures or security violations during usual working.
FPT_FLS.1[ODEL]	Contributes to meet this objective by detecting and blocking various failures or security violations during usual working.

Table 70. OT.OPERATE...continued

SFR	Rationale
FDP_ITC.2[CCM]	Contributes to meet this objective by detecting and blocking various failures or security violations during usual working.

7.4.2.6 OT.REALLOCATION

Table 71. OT.REALLOCATION

SFR	Rationale
FDP_RIP.1[OBJECTS]	Contributes to meet the objective by imposing that the contents of the re-allocated block shall always be cleared before delivering the block.
FDP_RIP.1[ABORT]	Contributes to meet the objective by imposing that the contents of the re-allocated block shall always be cleared before delivering the block.
FDP_RIP.1[APDU]	Contributes to meet the objective by imposing that the contents of the re-allocated block shall always be cleared before delivering the block.
FDP_RIP.1[bArray]	Contributes to meet the objective by imposing that the contents of the re-allocated block shall always be cleared before delivering the block.
FDP_RIP.1[KEYS]	Contributes to meet the objective by imposing that the contents of the re-allocated block shall always be cleared before delivering the block.
FDP_RIP.1[TRANSIENT]	Contributes to meet the objective by imposing that the contents of the re-allocated block shall always be cleared before delivering the block.
FDP_RIP.1[ADEL]	Contributes to meet the objective by imposing that the contents of the re-allocated block shall always be cleared before delivering the block.
FDP_RIP.1[ODEL]	Contributes to meet the objective by imposing that the contents of the re-allocated block shall always be cleared before delivering the block.
FDP_RIP.1[GlobalArray_Refined]	Contributes to meet the objective by imposing that the contents of the re-allocated block shall always be cleared before delivering the block.

7.4.2.7 OT.RESOURCES

Table 72. OT.RESOURCES

SFR	Rationale
FAU_ARP.1	Contributes to meet this objective by detecting stack-/memory overflows during execution of applications
FDP_ROL.1[FIREWALL]	Contributes to meet this objective by preventing that failed installations create memory leaks
FMT_MTD.1[JCRE]	Contributes to meet this objective since the TSF controls the memory management
FMT_MTD.3[JCRE]	Contributes to meet this objective since the TSF controls the memory management

Table 72. OT.RESOURCES...continued

SFR	Rationale
FMT_SMF.1	Contributes to meet this objective since the TSF controls the memory management
FMT_SMF.1[ADEL]	Contributes to meet this objective since the TSF controls the memory management
FMT_SMR.1	Contributes to meet this objective since the TSF controls the memory management
FMT_SMR.1[INSTALLER]	Contributes to meet this objective since the TSF controls the memory management
FMT_SMR.1[ADEL]	Contributes to meet this objective since the TSF controls the memory management
FPT_RCV.3[INSTALLER]	Contributes to meet this objective by preventing that failed installations create memory leaks
FPT_FLS.1	Contributes to meet this objective by detecting stack-/memory overflows during execution of applications
FPT_FLS.1[INSTALLER]	Contributes to meet this objective by detecting stack-/memory overflows during execution of applications
FPT_FLS.1[ADEL]	Contributes to meet this objective by detecting stack-/memory overflows during execution of applications
FPT_FLS.1[ODEL]	Contributes to meet this objective by detecting stack-/memory overflows during execution of applications
FMT_SMR.1[SD]	Contributes to meet this objective since the TSF controls the memory management
FMT_SMF.1[SC]	Contributes to meet this objective since the TSF controls the memory management

7.4.2.8 OT.SENSITIVE_RESULTS_INTEG

Table 73. OT.SENSITIVE_RESULTS_INTEG

SFR	Rationale
FDP_SDI.2[SENSITIVE_RESULT]	Directly contributes to meet the objective by ensuring that integrity errors related to the sensitive API result are detected by the TOE.

7.4.3 Services

7.4.3.1 OT.ALARM

Table 74. OT.ALARM

SFR	Rationale
FAU_ARP.1	Contributes to meet this objective by defining TSF reaction upon detection of a potential security violation
FPT_FLS.1	Contributes to meet the objective by providing the guarantee that a secure state is preserved by the TSF when failures occur

Table 74. OT.ALARM...continued

SFR	Rationale
FPT_FLS.1[INSTALLER]	Contributes to meet the objective by providing the guarantee that a secure state is preserved by the TSF when failures occur
FPT_FLS.1[ADEL]	Contributes to meet the objective by providing the guarantee that a secure state is preserved by the TSF when failures occur
FPT_FLS.1[ODEL]	Contributes to meet the objective by providing the guarantee that a secure state is preserved by the TSF when failures occur

7.4.3.2 OT.CIPHER

Table 75. OT.CIPHER

SFR	Rationale
FCS_CKM.1	Covers the objective directly
FCS_CKM.2	Covers the objective directly
FCS_CKM.3	Covers the objective directly
FCS_CKM.4	Covers the objective directly
FCS_COP.1	Covers the objective directly
FPR_UNO.1	Contributes to meet the objective by controlling the observation of the cryptographic operations which may be used to disclose the keys

7.4.3.3 OT.RNG

Table 76.

SFR	Rationale
FCS_RNG.1	Covers the objective directly
FCS_RNG.1[HDT]	Covers the objective directly

7.4.3.4 OT.KEY-MNGT

Table 77. OT.KEY-MNGT

SFR	Rationale
FCS_CKM.1	Covers the objective directly
FCS_CKM.2	Covers the objective directly
FCS_CKM.3	Covers the objective directly
FCS_CKM.4	Covers the objective directly
FCS_COP.1	Covers the objective directly
FDP_RIP.1[OBJECTS]	Covers the objective directly
FDP_RIP.1[ABORT]	Covers the objective directly
FDP_RIP.1[APDU]	Covers the objective directly
FDP_RIP.1[bArray]	Covers the objective directly

Table 77. OT.KEY-MNGT...continued

SFR	Rationale
FDP_RIP.1[KEYS]	Covers the objective directly
FDP_RIP.1[TRANSIENT]	Covers the objective directly
FDP_RIP.1[ADEL]	Covers the objective directly
FDP_RIP.1[ODEL]	Covers the objective directly
FPR_UNO.1	Contributes to meet objective by controlling the observation of the cryptographic operations which may be used to disclose the keys
FDP_RIP.1[GlobalArray_Refined]	Covers the objective directly
FDP_SDI.2[DATA]	Covers the objective directly

7.4.3.5 OT.PIN-MNGT

Table 78. OT.PIN-MNGT

SFR	Rationale
FDP_ACC.2[FIREWALL]	Contributes to meet the objective by protecting the access to private and internal data of the objects
FDP_ACF.1[FIREWALL]	Contributes to meet the objective by protecting the access to private and internal data of the objects
FDP_RIP.1[OBJECTS]	Contributes to meet the objective
FDP_RIP.1[ABORT]	Contributes to meet the objective
FDP_RIP.1[APDU]	Contributes to meet the objective
FDP_RIP.1[bArray]	Contributes to meet the objective
FDP_RIP.1[KEYS]	Contributes to meet the objective
FDP_RIP.1[TRANSIENT]	Contributes to meet the objective
FDP_RIP.1[ADEL]	Contributes to meet the objective
FDP_RIP.1[ODEL]	Contributes to meet the objective
FDP_ROL.1[FIREWALL]	Contributes to meet the objective
FPR_UNO.1	Contributes to meet the objective
FDP_RIP.1[GlobalArray_Refined]	Contributes to meet the objective
FDP_SDI.2[DATA]	Contributes to meet the objective

7.4.3.6 OT.TRANSACTION

Table 79. OT.TRANSACTION

SFR	Rationale
FDP_RIP.1[OBJECTS]	Covers the objective directly
FDP_RIP.1[ABORT]	Covers the objective directly
FDP_RIP.1[APDU]	Covers the objective directly
FDP_RIP.1[bArray]	Covers the objective directly
FDP_RIP.1[KEYS]	Covers the objective directly

Table 79. OT.TRANSACTION...continued

SFR	Rationale
FDP_RIP.1[TRANSIENT]	Covers the objective directly
FDP_RIP.1[ADEL]	Covers the objective directly
FDP_RIP.1[ODEL]	Covers the objective directly
FDP_ROL.1[FIREWALL]	Covers the objective directly
FDP_RIP.1[GlobalArray_Refined]	Covers the objective directly

7.4.4 Object Deletion

7.4.4.1 OT.OBJ-DELETION

Table 80. OT.OBJ-DELETION

SFR	Rationale
FDP_RIP.1[ODEL]	Contributes to meet the objective
FPT_FLS.1[ODEL]	Contributes to meet the objective

7.4.5 Applet Management

7.4.5.1 OT.APPLI-AUTH

Table 81. OT.APPLI-AUTH

SFR	Rationale
FCS_COP.1	Refinement: applies to FCS_COP.1[DAP]. Contributes to meet the security objective by ensuring that the loaded Executable Application is legitimate by specifying the algorithm to be used in order to verify the DAP signature of the Verification Authority.
FDP_ROL.1[CCM]	Contributes to meet this security objective by ensures that card management operations may be cleanly aborted.
FPT_FLS.1[CCM]	Contributes to meet the security objective by preserving a secure state when failures occur.

7.4.5.2 OT.DOMAIN-RIGHTS

Table 82. OT.DOMAIN-RIGHTS

SFR	Rationale
FDP_ACC.1[SD]	Contributes to cover this security objective by enforcing a Security Domain access control policy (rules and restrictions) that ensures a secure card content management.
FDP_ACF.1[SD]	Contributes to cover this security objective by enforcing a Security Domain access control policy (rules and restrictions) that ensures a secure card content management.

Table 82. OT.DOMAIN-RIGHTS...continued

SFR	Rationale
FMT_MSA.1[SD]	Contributes to cover this security objective by enforcing a Security Domain access control policy (rules and restrictions) that ensures a secure card content management.
FMT_MSA.3[SD]	Contributes to cover this security objective by enforcing a Security Domain access control policy (rules and restrictions) that ensures a secure card content management.
FMT_SMF.1[SD]	Contributes to cover this security objective by enforcing a Security Domain access control policy (rules and restrictions) that ensures a secure card content management.
FMT_SMR.1[SD]	Contributes to cover this security objective by enforcing a Security Domain access control policy (rules and restrictions) that ensures a secure card content management.
FTP_ITC.1[SC]	Contributes to cover this security objective by enforcing Secure Channel Protocol information flow control policy that ensures the integrity and the authenticity of card management operations.
FCO_NRO.2[SC]	Contributes to cover this security objective by enforcing Secure Channel Protocol information flow control policy that ensures the integrity and the authenticity of card management operations.
FDP_IFC.2[SC]	Contributes to cover this security objective by enforcing Secure Channel Protocol information flow control policy that ensures the integrity and the authenticity of card management operations.
FDP_IFF.1[SC]	Contributes to cover this security objective by enforcing Secure Channel Protocol information flow control policy that ensures the integrity and the authenticity of card management operations.
FMT_MSA.1[SC]	Contributes to cover this security objective by enforcing Secure Channel Protocol information flow control policy that ensures the integrity and the authenticity of card management operations.
FMT_MSA.3[SC]	Contributes to cover this security objective by enforcing Secure Channel Protocol information flow control policy that ensures the integrity and the authenticity of card management operations.
FMT_SMF.1[SC]	Contributes to cover this security objective by enforcing Secure Channel Protocol information flow control policy that ensures the integrity and the authenticity of card management operations.
FIA_UID.1[SC]	Contributes to cover this security objective by enforcing Secure Channel Protocol information flow control policy that ensures the integrity and the authenticity of card management operations.

Table 82. OT.DOMAIN-RIGHTS...continued

SFR	Rationale
FIA_UAU.1[SC]	Contributes to cover this security objective by enforcing Secure Channel Protocol information flow control policy that ensures the integrity and the authenticity of card management operations.
FIA_UAU.4[SC]	Contributes to cover this security objective by enforcing Secure Channel Protocol information flow control policy that ensures the integrity and the authenticity of card management operations.

7.4.5.3 OT.COMM_AUTH

Table 83. OT.COMM_AUTH

SFR	Rationale
FCS_COP.1	Contributes to meet the security objective by specifying secure cryptographic algorithm that shall be used to determine the origin of the card management commands.
FMT_SMR.1[SD]	Contributes to meet the security objective by specifying the authorized identified roles enabling to send and authenticate card management commands.
FTP_ITC.1[SC]	Contributes to meet the security objective by ensuring the origin of card administration commands.
FDP_IFC.2[SC]	Contributes to meet the security objective by specifying the authorized identified roles enabling to send and authenticate card management commands.
FDP_IFF.1[SC]	Contributes to meet the security objective by specifying the authorized identified roles enabling to send and authenticate card management commands.
FMT_MSA.1[SC]	Contributes to meet the security objective by specifying security attributes enabling to authenticate card management requests.
FMT_MSA.3[SC]	Contributes to meet the security objective by specifying security attributes enabling to authenticate card management requests.
FIA_UID.1[SC]	Contributes to meet the security objective by specifying the actions that can be performed before authenticating the origin of the APDU commands that the TOE receives.
FIA_UAU.1[SC]	Contributes to meet the security objective by specifying the actions that can be performed before authenticating the origin of the APDU commands that the TOE receives.

7.4.5.4 OT.COMM_INTEGRITY

Table 84. OT.COMM_INTEGRITY

SFR	Rationale
FCS_COP.1	Contributes to meet the security objective by specifying secure cryptographic algorithm that shall be used to ensure the integrity of the card management commands.

Table 84. OT.COMM_INTEGRITY...continued

SFR	Rationale
FMT_SMR.1[SD]	Contributes to cover this security objective by defining the roles enabling to send and authenticate the card management requests for which the integrity has to be ensured.
FTP_ITC.1[SC]	Contributes to meet the security objective by ensuring the integrity of card management commands.
FDP_IFC.2[SC]	Contributes to cover the security objective by enforcing the Secure Channel Protocol information flow control policy to guarantee the integrity of administration requests.
FDP_IFF.1[SC]	Contributes to cover the security objective by enforcing the Secure Channel Protocol information flow control policy to guarantee the integrity of administration requests.
FMT_MSA.1[SC]	Contributes to cover the security objective by specifying security attributes enabling to guarantee the integrity of card management requests.
FMT_MSA.3[SC]	Contributes to cover the security objective by specifying security attributes enabling to guarantee the integrity of card management requests.
FMT_SMF.1[SC]	Contributes to meet the security objective by specifying the actions activating the integrity check on the card management commands.

7.4.5.5 OT.COMM_CONFIDENTIALITY

Table 85. OT.COMM_CONFIDENTIALITY

SFR	Rationale
FCS_COP.1	Contributes to meet this objective by specifying secure cryptographic algorithm that shall be used to ensure the confidentiality of the card management commands.
FMT_SMR.1[SD]	Contributes to cover the security objective by defining the roles enabling to send and authenticate the card management requests for which the confidentiality has to be ensured.
FTP_ITC.1[SC]	Contributes to cover the security objective by ensuring the confidentiality of card management commands.
FDP_IFC.2[SC]	Contributes to cover the security objective by enforcing the Secure Channel Protocol information flow control policy to guarantee the confidentiality of administration requests.
FDP_IFF.1[SC]	Contributes to cover the security objective by enforcing the Secure Channel Protocol information flow control policy to guarantee the confidentiality of administration requests.
FMT_MSA.1[SC]	Contributes to cover the security objective by specifying security attributes enabling to guarantee the confidentiality of card management requests by decrypting those requests and imposing management conditions on that attributes.
FMT_MSA.3[SC]	Contributes to cover the security objective by specifying security attributes enabling to guarantee the confidentiality of card management requests by decrypting those requests and imposing management conditions on that attributes.

Table 85. OT.COMM_CONFIDENTIALITY...continued

SFR	Rationale
FMT_SMF.1[SC]	Contributes to cover the security objective by specifying the actions ensuring the confidentiality of the card management commands.

7.4.6 External Memory

7.4.6.1 OT.EXT-MEM

Table 86. OT.EXT-MEM

SFR	Rationale
FDP_ACC.1[EXT-MEM]	Contributes to meet the objective by the EXTERNAL MEMORY access control policy which protects the Java Card system memory against applet’s attempts of unauthorized access through the external memory facilities.
FDP_ACF.1[EXT-MEM]	Contributes to meet the objective by the EXTERNAL MEMORY access control policy which protects the Java Card system memory against applet’s attempts of unauthorized access through the external memory facilities.
FMT_SMF.1[EXT-MEM]	Contributes to meet the objective by controlling the external memory management

7.4.7 Card Management

7.4.7.1 OT.CARD-MANAGEMENT

Table 87.

SFR Rationale	
FDP_ACC.2[ADEL]	Contributes to meet the objective by the ADEL access control policy which ensures the non-introduction of security holes. The integrity and confidentiality of data that does not belong to the deleted applet or package is a byproduct of this policy as well
FDP_ACF.1[ADEL]	Contributes to meet the objective by the ADEL access control policy which ensures the non-introduction of security holes. The integrity and confidentiality of data that does not belong to the deleted applet or package is a byproduct of this policy as well
FDP_RIP.1[ADEL]	Contributes to meet the objective by ensuring the non-accessibility of deleted data
FMT_MSA.1[ADEL]	Contributes to meet the objective by enforcing the ADEL access control SFP
FMT_MSA.3[ADEL]	Contributes to meet the objective by enforcing the ADEL access control SFP
FMT_SMR.1[ADEL]	Contributes to meet the objective by maintaining the role applet deletion manager

Table 87. ...continued

SFR Rationale	
FPT_RCV.3[INSTALLER]	Contributes to meet the objective by protecting the TSFs against possible failures of the deletion procedures
FPT_FLS.1[INSTALLER]	Contributes to meet the objective by protecting the TSFs against possible failures of the installer
FPT_FLS.1[ADEL]	Contributes to meet the objective by protecting the TSFs against possible failures of the deletion procedures
FDP_UIT.1[CCM]	Contributes to meet the objective by enforcing the Secure Channel Protocol information flow control policy and the Security Domain access control policy which controls the integrity of the corresponding data
FDP_ROL.1[CCM]	Contributes to meet this security objective by ensures that card management operations may be cleanly aborted.
FDP_ITC.2[CCM]	Contributes to meet the security objective by enforcing the Firewall access control policy and the Secure Channel Protocol information flow policy when importing card management data.
FPT_FLS.1[CCM]	Contributes to meet the security objective by preserving a secure state when failures occur.
FDP_ACC.1[SD]	Contributes to cover this security objective by enforcing a Security Domain access control policy (rules and restrictions) that ensures a secure card content management.
FDP_ACF.1[SD]	Contributes to cover this security objective by enforcing a Security Domain access control policy (rules and restrictions) that ensures a secure card content management.
FMT_MSA.1[SD]	Contributes to cover this security objective by enforcing a Security Domain access control policy (rules and restrictions) that ensures a secure card content management.
FMT_MSA.3[SD]	Contributes to cover this security objective by enforcing a Security Domain access control policy (rules and restrictions) that ensures a secure card content management.
FMT_SMF.1[SD]	Contributes to cover this security objective by enforcing a Security Domain access control policy (rules and restrictions) that ensures a secure card content management.
FMT_SMR.1[SD]	Contributes to cover this security objective by enforcing a Security Domain access control policy (rules and restrictions) that ensures a secure card content management.
FTP_ITC.1[SC]	Contributes to meet this security objective by enforcing Secure Channel Protocol information flow control policy that ensures the integrity and the authenticity of card management operations.

Table 87. ...continued

SFR Rationale	
FCO_NRO.2[SC]	Contributes to meet this security objective by enforcing Secure Channel Protocol information flow control policy that ensures the integrity and the authenticity of card management operations.
FDP_IFC.2[SC]	Contributes to meet this security objective by enforcing Secure Channel Protocol information flow control policy that ensures the integrity and the authenticity of card management operations.
FDP_IFF.1[SC]	Contributes to meet this security objective by enforcing Secure Channel Protocol information flow control policy that ensures the integrity and the authenticity of card management operations.
FMT_MSA.1[SC]	Contributes to meet this security objective by enforcing Secure Channel Protocol information flow control policy that ensures the integrity and the authenticity of card management operations.
FMT_MSA.3[SC]	Contributes to meet this security objective by enforcing Secure Channel Protocol information flow control policy that ensures the integrity and the authenticity of card management operations.
FMT_SMF.1[SC]	Contributes to meet this security objective by enforcing Secure Channel Protocol information flow control policy that ensures the integrity and the authenticity of card management operations.
FIA_UID.1[SC]	Contributes to meet this security objective by enforcing Secure Channel Protocol information flow control policy that ensures the integrity and the authenticity of card management operations.
FIA_UAU.1[SC]	Contributes to meet this security objective by enforcing Secure Channel Protocol information flow control policy that ensures the integrity and the authenticity of card management operations.
FIA_UAU.4[SC]	Contributes to meet this security objective by enforcing Secure Channel Protocol information flow control policy that ensures the integrity and the authenticity of card management operations.
FMT_SMR.1[ADEL]	

7.4.8 Smart Card Platform

7.4.8.1 OT.SCP.IC

Table 88. OT.SCP.IC

SFR	Rationale
FAU_ARP.1	Contributes to the coverage of the objective by resetting the card session or terminating the card in case of physical tampering.

Table 88. OT.SCP.IC...continued

SFR	Rationale
FPR_UNO.1	Contributes to the coverage of the objective by ensuring leakage resistant implementations of the unobservable operations
FPT_EMSEC.1	Contributes to meet the objective
FPT_PHP.3	Contributes to the coverage of the objective by preventing bypassing, deactivation or changing of other security features.

7.4.8.2 OT.SCP.RECOVERY

Table 89. OT.SCP.RECOVERY

SFR	Rationale
FAU_ARP.1	Contributes to the coverage of the objective by ensuring reinitialization of the Java Card System and its data after card tearing and power failure
FPT_FLS.1	Contributes to the coverage of the objective by preserving a secure state after failure

7.4.8.3 OT.SCP.SUPPORT

Table 90. OT.SCP.SUPPORT

SFR	Rationale
FCS_CKM.1	Contributes to meet the objective
FCS_CKM.4	Contributes to meet the objective
FCS_COP.1	Contributes to meet the objective
FDP_ROL.1[FIREWALL]	Contributes to meet the objective

7.4.8.4 OT.IDENTIFICATION

Table 91. OT.IDENTIFICATION

SFR	Rationale
FAU_SAS.1[SCP]	Covers the objective. The Initialisation Data (or parts of them) are used for TOE identification

7.4.9 Random Numbers

7.4.9.1 OT.RND

Table 92. OT.RND

SFR	Rationale
FCS_RNG.1	Counters the threat by ensuring the cryptographic quality of random number generation. For instance random numbers shall not be predictable and shall have sufficient entropy. Furthermore, the TOE ensures that no information about the produced random numbers is available to an attacker.

Table 92. OT.RND...continued

SFR	Rationale
FCS_RNG.1[HDT]	Counters the threat by ensuring the cryptographic quality of random number generation. For instance random numbers shall not be predictable and shall have sufficient entropy. Furthermore, the TOE ensures that no information about the produced random numbers is available to an attacker.

7.4.10 Configuration Module

7.4.10.1 OT.CARD-CONFIGURATION

Table 93. OT.CARD-CONFIGURATION

SFR	Rationale
FDP_IFC.2[CFG]	Contributes to meet the objective by controlling the ability to modify configuration items.
FDP_IFF.1[CFG]	Contributes to meet the objective by controlling the ability to modify configuration items.
FMT_MSA.3[CFG]	Contributes to meet the objective by controlling the ability to modify configuration items.
FMT_MSA.1[CFG]	Contributes to meet the objective by controlling the ability to modify configuration items.
FMT_SMR.1[CFG]	Contributes to meet the objective by controlling the ability to modify configuration items.
FMT_SMF.1[CFG]	Contributes to meet the objective by controlling the ability to modify configuration items.
FIA_UID.1[CFG]	Contributes to meet the objective by requiring identification before modifying configuration items.

7.4.11 Secure Box

7.4.11.1 OT.SEC_BOX_FW

Table 94. OT.SEC_BOX_FW

SFR	Rationale
FDP_ACC.2[SecureBox]	Contributes to meet the objective by applying access control rules.
FDP_ACF.1[SecureBox]	Contributes to meet the objective by applying access control rules.
FMT_MSA.3[SecureBox]	Contributes to meet the objective by enforcing the Secure-Box access control SFP.
FMT_MSA.1[SecureBox]	Contributes to meet the objective by enforcing the Secure-Box access control SFP.
FMT_SMF.1[SecureBox]	Contributes to cover this security objective by enforcing the SecureBox access control policy which ensures a separation of the Secure Box from the rest of the TOE.

7.4.12 Restricted Mode

7.4.12.1 OT.ATTACK-COUNTER

Table 95.

SFR	Rationale
FMT_SMR.1[SD]	Contributes to cover the objective by defining the security role ISD.
FMT_MSA.3[RM]	Contributes to cover the objective by restricting the initial value of the Attack Counter and allowing nobody to change the initial value.
FMT_MSA.1[RM]	Contributes to cover the objective by only allowing the ISD to modify the Attack Counter .
FIA_UAU.1[RM]	Contributes to cover the objective by requiring authentication before resetting the Attack Counter.
FIA_UID.1[RM]	Contributes to cover the objective by requiring identification before resetting the Attack Counter.

7.4.12.2 OT.RESTRICTED-MODE

Table 96. OT.RESTRICTED-MODE

SFR	Rationale
FMT_SMR.1[SD]	Contributes to cover the objective by defining the security role ISD.
FDP_ACC.2[RM]	Contributes to the coverage of the objective by defining the subject of the Restricted Mode access control SFP.
FDP_ACF.1[RM]	Contributes to cover the objective by controlling access to objects for all operations.
FMT_SMF.1[RM]	Contributes to cover the objective by defining the management functions of the restricted mode.
FIA_UAU.1[RM]	Contributes to cover the objective by requiring authentication before resetting the Attack Counter.
FIA_UID.1[RM]	Contributes to cover the objective by requiring identification before resetting the Attack Counter.

7.5 SFR Dependencies

Table 97. SFRs Dependencies

Requirements	CC Dependencies	Satisfied Dependencies
FAU_ARP.1	FAU_SAA.1 Potential violation analysis	see §7.3.3.1 of [13]
FAU_SAS.1[SCP]	No other components.	
FCO_NRO.2[SC]	FIA_UID.1 Timing of identification.	FIA_UID.1[SC]
FCS_CKM.1	[FCS_CKM.2 Cryptographic key distribution, or FCS_COP.1 Cryptographic operation] FCS_CKM.4 Cryptographic key destruction	see §7.3.3.1 of [13]

Table 97. SFRs Dependencies...continued

Requirements	CC Dependencies	Satisfied Dependencies
FCS_CKM.2	[FDP_ITC.1 Import of user data with- out security attributes, or FDP_ITC.2 Import of user data with security attributes, or FCS_CKM.1 Cryptographic key generation] FCS_CKM.4 Cryptographic key destruction	see §7.3.3.1 of [13]
FCS_CKM.3	[FDP_ITC.1 Import of user data with- out security attributes, or FDP_ITC.2 Import of user data with security attributes, or FCS_CKM.1 Cryptographic key generation] FCS_CKM.4 Cryptographic key destruction	see §7.3.3.1 of [13]
FCS_CKM.4	[FDP_ITC.1 Import of user data with- out security attributes, or FDP_ITC.2 Import of user data with security attributes, or FCS_CKM.1 Cryptographic key generation]	see §7.3.3.1 of [13]
FCS_COP.1	[FDP_ITC.1 Import of user data with- out security attributes, or FDP_ITC.2 Import of user data with security attributes, or FCS_CKM.1 Cryptographic key generation] FCS_CKM.4 Cryptographic key destruction.	see §7.3.3.1 of [13]
FCS_RNG.1	No dependencies	
FCS_RNG.1[HDT]	No dependencies	
FDP_ACC.1[EXT-MEM]	FDP_ACF.1 Security attribute based access control	FDP_ACF.1[EXT-MEM]
FDP_ACC.1[SD]	FDP_ACF.1 Security attribute based access control	FDP_ACF.1[SD]
FDP_ACC.2[FIREWALL]	FDP_ACF.1 Security attribute based access control	see §7.3.3.1 of [13]
FDP_ACC.2[ADEL]	FDP_ACF.1 Security attribute based access control	see §7.3.3.1 of [13]
FDP_ACC.2[SecureBox]	FDP_ACF.1 Security attribute based access control	FDP_ACF.1[SecureBox]
FDP_ACC.2[RM]	FDP_ACF.1 Security attribute based access control	FDP_ACF.1[RM]
FDP_ACF.1[FIREWALL]	FDP_ACC.1 Subset access control FMT_MSA.3 Static attribute initialisation	see §7.3.3.1 of [13]
FDP_ACF.1[ADEL]	FDP_ACC.1 Subset access control FMT_MSA.3 Static attribute initialisation	see §7.3.3.1 of [13]
FDP_ACF.1[EXT-MEM]	FDP_ACC.1 Subset access control FMT_MSA.3 Static attribute initialisation	FDP_ACC.1[EXT-MEM] FMT_MSA.3[EXT-MEM]
FDP_ACF.1[SecureBox]	FDP_ACC.1 Subset access control FMT_MSA.3 Static attribute initialisation	FDP_ACC.2[SecureBox] FMT_MSA.3[SecureBox]
FDP_ACF.1[SD]	FDP_ACC.1 Subset access control FMT_MSA.3 Static attribute initialisation	FDP_ACC.1[SD] FMT_MSA.3[SD]
FDP_ACF.1[RM]	FDP_ACC.1 Subset access control FMT_MSA.3 Static attribute initialisation	FDP_ACC.2[RM] FMT_MSA.3[RM]

Table 97. SFRs Dependencies...continued

Requirements	CC Dependencies	Satisfied Dependencies
FDP_IFC.1[JCVm]	FDP_IFF.1 Simple security attributes	see §7.3.3.1 of [13]
FDP_IFC.2[SC]	FDP_IFF.1 Simple security attributes	FDP_IFF.1[SC]
FDP_IFC.2[CFG]	FDP_IFF.1 Simple security attributes	FDP_IFF.1[CFG]
FDP_IFC.1[MODULAR- DESIGN]	FDP_IFF.1 Simple security attributes	see §7.3.3.1 of [13]
FDP_IFF.1[JCVm]	FDP_IFC.1 Subset information flow control FMT_MSA.3 Static attribute initialisation	see §7.3.3.1 of [13]
FDP_IFF.1[SC]	FDP_IFC.1 Subset information flow control FMT_MSA.3 Static attribute initialisation	FDP_IFC.2[SC] FMT_MSA.3[SC]
FDP_IFF.1[CFG]	FDP_IFC.1 Subset information flowcontrol FMT_MSA.3 Static attribute initialisation	FDP_IFC.2[CFG] FMT_MSA.3[CFG]
FDP_IFF.1[MODULAR- DESIGN]	FDP_IFC.1 Subset information flow control, FMT_MSA.3 Static attribute initialisation	FDP_IFC.1[MODULAR-DESIGN] FMT_MSA.3[MODULAR-DESIGN]
FDP_ITC.2[CCM]	[FDP_ACC.1 Subset access control, or FDP_IFC.1 Subset information flow control] [FTP_ITC.1 Inter-TSF trusted channel, or FTP_TRP.1 Trusted path] FPT_TDC.1 Inter-TSF basic TSF data consistency	FDP_ACC.1[SD] FTP_ITC.1[SC]
FDP_RIP.1[OBJECTS]	No dependencies.	
FDP_RIP.1[ABORT]	No dependencies.	
FDP_RIP.1[APDU]	No dependencies.	
FDP_RIP.1[bArray]	No dependencies.	
FDP_RIP.1[GlobalArray_Refined]	No dependencies.	
FDP_RIP.1[KEYS]	No dependencies.	
FDP_RIP.1[TRANSIENT]	No dependencies.	
FDP_RIP.1[ADEL]	No dependencies.	
FDP_RIP.1[ODEL]	No dependencies.	
FDP_ROL.1[FIREWALL]	[FDP_ACC.1 Subset access control, or FDP_IFC.1 Subset information flow control]	see §7.3.3.1 of [13]
FDP_ROL.1[CCM]	[FDP_ACC.1 Subset access control, or FDP_IFC.1 Subset information flow control]	FDP_ACC.1[SD]
FDP_SDI.2[DATA]	No dependencies.	
FDP_SDI.2[SENSITIVE_RESULT]	No dependencies.	
FDP_UIT.1[CCM]	[FDP_ACC.1 Subset access control, or FDP_IFC.1 Subset information flow control] [FTP_ITC.1 Inter-TSF trusted channel, or FTP_TRP.1 Trusted path]	FDP_ACC.1[SD] FTP_ITC.1[SC]
FIA_AFL.1[PIN]	FIA_UAU.1 Timing of authentication.	see AppNote in FIA_AFL.1[PIN]
FIA_ATD.1[AID]	No dependencies.	
FIA_ATD.1[MODULAR- DESIGN]	No dependencies.	
FIA_UID.1[SC]	No dependencies.	

Table 97. SFRs Dependencies...continued

Requirements	CC Dependencies	Satisfied Dependencies
FIA_UID.1[CFG]	No dependencies.	
FIA_UID.1[RM]	No dependencies.	
FIA_UID.2[AID]	No dependencies.	
FIA_UID.1[MODULAR-DESIGN]	No dependencies.	
FIA_USB.1[AID]	FIA_ATD.1 User attribute definition	see §7.3.3.1 of [13]
FIA_USB.1[MODULAR-DESIGN]	FIA_ATD.1 User attribute definition	FIA_ATD.1[MODULAR-DESIGN]
FIA_UAU.1[SC]	FIA_UID.1 Timing of identification	FIA_UID.1[SC]
FIA_UAU.1[RM]	FIA_UID.1 Timing of identification	FIA_UID.1[RM]
FIA_UAU.4[SC]	No dependencies.	
FMT_MSA.1[JCRE]	[FDP_ACC.1 Subset access control, or FDP_IFC.1 Subset information flow control] FMT_SMR.1 Security roles FMT_SMF.1 Specification of Management Functions	see §7.3.3.1 of [13]
FMT_MSA.1[JCVM]	[FDP_ACC.1 Subset access control, or FDP_IFC.1 Subset information flow control] FMT_SMR.1 Security roles FMT_SMF.1 Specification of Management Functions	see §7.3.3.1 of [13]
FMT_MSA.1[ADEL]	[FDP_ACC.1 Subset access control, or FDP_IFC.1 Subset information flow control] FMT_SMR.1 Security roles FMT_SMF.1 Specification of Management Functions	see §7.3.3.1 of [13]
FMT_MSA.1[SC]	[FDP_ACC.1 Subset access control, or FDP_IFC.1 Subset information flow control] FMT_SMR.1 Security roles FMT_SMF.1 Specification of Management Functions	FDP_ACC.1[SD] FMT_SMR.1[SD] FMT_SMF.1[SC]
FMT_MSA.1[EXT-MEM]	[FDP_ACC.1 Subset access control, or FDP_IFC.1 Subset information flow control] FMT_SMR.1 Security roles FMT_SMF.1 Specification of Management Functions	FDP_ACC.1[EXT-MEM] FMT_SMF.1[EXT-MEM]
FMT_MSA.1[SecureBox]	[FDP_ACC.1 Subset access control, or FDP_IFC.1 Subset information flow control] FMT_SMR.1 Security roles FMT_SMF.1 Specification of Management Functions	FDP_ACC.2[SecureBox] FMT_SMR.1 FMT_SMF.1[SecureBox]
FMT_MSA.1[CFG]	[FDP_ACC.1 Subset access control, or FDP_IFC.1 Subset information flow control] FMT_SMR.1 Security roles FMT_SMF.1 Specification of Management Functions	FDP_IFC.2[CFG] FMT_SMR.1[CFG] FMT_SMF.1[CFG]
FMT_MSA.1[SD]	[FDP_ACC.1 Subset access control, or FDP_IFC.1 Subset information flow control] FMT_SMR.1 Security roles FMT_SMF.1 Specification of Management Functions	FDP_ACC.1[SD] FMT_SMR.1[SD] FMT_SMF.1[SD]
FMT_MSA.1[RM]	[FDP_ACC.1 Subset access control, or FDP_IFC.1 Subset information flow control] FMT_SMR.1 Security roles FMT_SMF.1 Specification of Management Functions	FDP_ACC.2[RM] FMT_SMF.1[RM]

Table 97. SFRs Dependencies...continued

Requirements	CC Dependencies	Satisfied Dependencies
FMT_MSA.1[MODULAR-DESIGN]	[FDP_ACC.1 Subset access control, or FDP_IFC.1 Subset information flow control], FMT_SMR.1 Security roles, FMT_SMF.1 Specification of Management Functions	FDP_IFC.1[MODULAR-DESIGN] FMT_SMR.1[MODULAR-DESIGN] FMT_SMF.1[MODULAR-DESIGN]
FMT_MSA.2[FIREWALL- JCVM]	[FDP_ACC.1 Subset access control, or FDP_IFC.1 Subset information flow control] FMT_SMR.1 Security roles FMT_SMF.1 Specification of Management Functions	see §7.3.3.1 of [13]
FMT_MSA.3[FIREWALL]	FMT_MSA.1 Management of security attributes FMT_SMR.1 Security roles	see §7.3.3.1 of [13]
FMT_MSA.3[JCVM]	FMT_MSA.1 Management of security attributes FMT_SMR.1 Security roles	see §7.3.3.1 of [13]
FMT_MSA.3[ADEL]	FMT_MSA.1 Management of security attributes FMT_SMR.1 Security roles	see §7.3.3.1 of [13]
FMT_MSA.3[EXT-MEM]	FMT_MSA.1 Management of security attributes FMT_SMR.1 Security roles	FMT_MSA.1[EXT-MEM]
FMT_MSA.3[SecureBox]	FMT_MSA.1 Management of security attributes FMT_SMR.1 Security roles	FMT_MSA.1[SecureBox] FMT_SMR.1
FMT_MSA.3[CFG]	FMT_MSA.1 Management of security attributes FMT_SMR.1 Security roles	FMT_MSA.1[CFG] FMT_SMR.1[CFG]
FMT_MSA.3[SD]	FMT_MSA.1 Management of security attributes FMT_SMR.1 Security roles	FMT_MSA.1[SD] FMT_SMR.1[SD]
FMT_MSA.3[SC]	FMT_MSA.1 Management of security attributes FMT_SMR.1 Security roles	FMT_MSA.1[SC] FMT_SMR.1[SD]
FMT_MSA.3[RM]	FMT_MSA.1 Management of security attributes FMT_SMR.1 Security roles	FMT_MSA.1[RM]
FMT_MSA.3[MODULAR-DESIGN]	FMT_MSA.1 Management of security attributes, FMT_SMR.1 Security roles	FMT_MSA.1[MODULAR-DESIGN] FMT_SMR.1[MODULAR-DESIGN]
FMT_MTD.1[JCRC]	FMT_SMR.1 Security roles FMT_SMF.1 Specification of Management Functions	see §7.3.3.1 of [13]
FMT_MTD.3[JCRC]	FMT_MTD.1 Management of TSF data	see §7.3.3.1 of [13]
FMT_SMF.1	No dependencies.	
FMT_SMF.1[ADEL]	No dependencies.	
FMT_SMF.1[EXT-MEM]	No dependencies.	
FMT_SMF.1[SecureBox]	No dependencies.	
FMT_SMF.1[CFG]	No dependencies.	
FMT_SMF.1[SD]	No dependencies.	
FMT_SMF.1[SC]	No dependencies.	
FMT_SMF.1[RM]	No dependencies.	
FMT_SMF.1[MODULAR-DESIGN]	No dependencies.	

Table 97. SFRs Dependencies...continued

Requirements	CC Dependencies	Satisfied Dependencies
FMT_SMR.1	FIA_UID.1 Timing of identification	see §7.3.3.1 of [13]
FMT_SMR.1[INSTALLER]	FIA_UID.1 Timing of identification	see §7.3.3.1 of [13]
FMT_SMR.1[ADEL]	FIA_UID.1 Timing of identification	see §7.3.3.1 of [13]
FMT_SMR.1[CFG]	FIA_UID.1 Timing of identification	FIA_UID.1[CFG]
FMT_SMR.1[SD]	FIA_UID.1 Timing of identification	FIA_UID.1[SC]
FMT_SMR.1[MODULAR-DESIGN]	FIA_UID.1 Timing of identification	FIA_UID.1[MODULAR-DESIGN]
FPR_UNO.1	No dependencies.	
FPT_EMSEC.1	No dependencies.	
FPT_FLS.1	No dependencies.	
FPT_FLS.1[INSTALLER]	No dependencies.	
FPT_FLS.1[ADEL]	No dependencies.	
FPT_FLS.1[ODEL]	No dependencies.	
FPT_FLS.1[CCM]	No dependencies.	
FPT_FLS.1[MODULAR-DESIGN]	No dependencies.	
FPT_TDC.1	No dependencies.	
FPT_RCV.3[INSTALLER]	AGD_OPE.1 Operational user guidance	see §7.3.3.1 of [13]
FPT_PHP.3	No dependencies.	
FTP_ITC.1[SC]	No dependencies.	
ADV_SPM.1	ADV_FSP.4 Complete functional specification	see §7.3.3.1 of [13]

7.5.1 Rationale for Exclusion of Dependencies

The dependency [FIA_UID.1](#) of [FMT_SMR.1\[INSTALLER\]](#) is unsupported. This ST does not require the identification of the "Installer" since it can be considered as part of the TSF.

The dependency [FIA_UID.1](#) of [FMT_SMR.1\[ADEL\]](#) is unsupported. This ST does not require the identification of the "applet deletion manager" since it can be considered as part of the TSF.

The dependency [FIA_UID.1](#) of [FMT_SMR.1\[MODULAR-DESIGN\]](#) is unsupported. This ST does not require the identification of the "Module Invoker" since it can be considered as part of the TSF.

The dependency [FMT_SMF.1](#) of [FMT_MSA.1\[JCRE\]](#) is unsupported. The dependency between [FMT_MSA.1\[JCRE\]](#) and [FMT_SMF.1](#) is not satisfied because no management functions are required for the Java Card RE.

The dependency [FAU_SAA.1](#) of [FAU_ARP.1](#) is unsupported. The dependency of [FAU_ARP.1](#) on [FAU_SAA.1](#) assumes that a "potential security violation" generates an audit event. On the contrary, the events listed in [FAU_ARP.1](#) are self-contained (arithmetic exception, ill-formed bytecodes, access failure) and ask for a straightforward reaction of the TSFs on their occurrence at runtime. The JCVM or other components

of the TOE detect these events during their usual working order. Thus, there is no mandatory audit recording in this ST.

The dependency FIA_UAU.1 of FIA_AFL.1[PIN] is unsupported. The TOE implements the firewall access control SFP, based on which access to the object implementing FIA_AFL.1[PIN] is organized.

The dependencies FMT_SMR.1 of FMT_MSA.1[SecureBox] and FMT_MSA.3[SecureBox] are unsupported.

Only S.JCRE is allowed to modify security attributes for the Secure Box before S.SBNativeCode is executed.

Furthermore does the TOE not allow to specify alternative initial values for the security attributes of the Secure Box.

7.6 Security Assurance Requirements Rationale

The selection of assurance components is based on the underlying PP [13]. The Security Target uses the augmentations from the PP, chooses EAL6 and adds the components ASE_TSS.2 and ALC_FLR.1.

The rationale for the augmentations is the same as in the PP.

The assurance level EAL6 is an elaborated pre-defined level of the CC, part 3 [4]. The assurance components in an EAL level are chosen in a way that they build a mutually supportive and complete set of components.

The additional requirements chosen for augmentation do not add any dependencies, which are not already fulfilled for the corresponding requirements contained in EAL6. Therefore, the components ASE_TSS.2 and ALC_FLR.1 add additional assurance to EAL6, but the mutual support of the requirements is still guaranteed.

8 TOE summary specification (ASE_TSS)

8.1 Introduction

The Security Functions (SF) introduced in this section realize the SFRs of the TOE. See [Table 23](#) for list of all Security Functions. Each SF consists of components spread over several TOE components to provide a security functionality and fulfill SFRs.

8.2 Security Functionality

Table 98. Security Functionality

Name	Title
SF.JCVM	Java Card Virtual Machine
SF.CONFIG	Configuration Management
SF.OPEN	Card Content Management
SF.CRYPTO	Cryptographic Functionality
SF.RNG	Random Number Generator
SF.DATA_STORAGE	Secure Data Storage
SF.PUF	User Data Protection using PUF
SF.EXT_MEM	External Memory
SF.OM	Java Object Management
SF.MM	Memory Management
SF.PIN	PIN Management
SF.PERS_MEM	Persistent Memory Management
SF.EDC	Error Detection Code API
SF.HW_EXC	Hardware Exception Handling
SF.RM	Restricted Mode
SF.PID	Platform Identification
SF.SMG_NSC	No Side-Channel
SF.ACC_SBX	Secure Box
SF.MOD_INVOC	Module Invocation
SF.SENS_RES	Sensitive Result

SF.JCVM Java Card Virtual Machine

[SF.JCVM](#) provides the Java Card Virtual Machine including byte code interpretation and the Java Card Firewall according to the specifications [\[41\]](#), [\[44\]](#). This fulfills the SFRs [FDP_IFC.1\[JCVM\]](#), [FDP_IFE.1\[JCVM\]](#), [FMT_SMF.1](#), [FMT_SMR.1](#), [FDP_ROL.1\[FIREWALL\]](#), [FDP_ACF.1\[FIREWALL\]](#), [FDP_ACC.2\[FIREWALL\]](#) and [FIA_UID.2\[AID\]](#). SF.JCVM supports [FAU_ARP.1](#) and [FPT_FLS.1](#) by throwing Java Exceptions according to these specifications. Additionally it supports these SFRs by verification of the integrity of used Java object headers.

Security attributes in [SF.JCVM](#) are separated from user data and not accessible by applets to fulfill [FMT_MSA.1\[JCRE\]](#) and [FMT_MSA.1\[JCVM\]](#). All values for security attributes are initialized and assigned by the system itself which fulfills [FMT_MSA.2\[FIREWALL-JCVM\]](#), [FMT_MSA.3\[FIREWALL\]](#), and [FMT_MSA.3\[JCVM\]](#).

[SF.JCVM](#) ensures together with [SF.PERS_MEM](#) that the system is halted in case non existing Java objects could be referenced after an aborted transaction to fulfill [FDP_RIP.1\[ABORT\]](#).

SF.CONFIG Configuration Management

[SF.CONFIG](#) provides means to store Initialization Data and Pre-personalization Data before TOE delivery [FAU_SAS.1\[SCP\]](#).

[SF.CONFIG](#) provides means to change configurations of the card. Some configurations can be changed by the customer and some can only be changed by NXP ([FDP_IFC.2\[CFG\]](#), [FDP_IFF.1\[CFG\]](#), [FMT_MSA.3\[CFG\]](#), [FMT_MSA.1\[CFG\]](#), [FMT_SMR.1\[CFG\]](#), [FMT_SMF.1\[CFG\]](#), [FIA_UID.1\[CFG\]](#)). [SF.CONFIG](#) supports [FCS_COP.1](#) by configuring the behavior of cryptographic operations.

SF.OPEN Card Content Management

[SF.OPEN](#) provides the card content management functionality according to the GlobalPlatform Specification [40]. This supports [FCO_NRO.2\[SC\]](#), [FDP_ACC.1\[SD\]](#), [FDP_ACF.1\[SD\]](#), [FDP_UIT.1\[CCM\]](#), [FDP_IFC.2\[SC\]](#), [FDP_IFF.1\[SC\]](#), [FDP_IFC.2\[SC\]](#), [FIA_UID.1\[SC\]](#), [FIA_UID.2\[AID\]](#), [FIA_USB.1\[AID\]](#), [FMT_MSA.1\[SC\]](#), [FMT_MSA.1\[SD\]](#), [FMT_MSA.3\[SC\]](#), [FMT_MSA.3\[SD\]](#), [FMT_SMF.1\[ADEL\]](#), [FMT_SMR.1\[SD\]](#), [FMT_SMF.1\[SC\]](#), [FMT_SMF.1\[SD\]](#), [FPT_ITC.1\[SC\]](#), [FMT_MSA.3\[ADEL\]](#), [FMT_SMR.1\[INSTALLER\]](#), [FMT_SMR.1\[ADEL\]](#), [FDP_ITC.2\[CCM\]](#), [FDP_ROL.1\[CCM\]](#), [FIA_UAU.1\[SC\]](#), [FIA_UAU.4\[SC\]](#), and [FPT_ITC.1\[SC\]](#). In addition to the GP specification, the Java Card Runtime Environment specification [41] is followed to support [FDP_ACC.2\[ADEL\]](#), [FDP_ACF.1\[ADEL\]](#), [FMT_MSA.3\[SC\]](#), [FMT_MSA.3\[SD\]](#), [FMT_MTD.1\[JCRE\]](#), [FMT_MTD.3\[JCRE\]](#), [FPT_FLS.1\[INSTALLER\]](#), [FDP_RIP.1\[bArray\]](#), [FDP_RIP.1\[ADEL\]](#), [FPT_TDC.1](#), [FPT_FLS.1\[ADEL\]](#), and [FPT_FLS.1\[CCM\]](#) for application loading, installation, and deletion.

AID management is provided by SF.OPEN according to the GlobalPlatform Specification [39], the Java Card Runtime Environment Specification [41], and the Java Card API Specification [40] to support [FIA_ATD.1\[AID\]](#).

[SF.OPEN](#) is part of the TOE runtime environment and thus separated from other applications to fulfill [FMT_MSA.1\[ADEL\]](#). It supports [FAU_ARP.1](#) and [FPT_FLS.1](#) by responding with error messages according to the GlobalPlatform mapping guidelines [34] and fulfills [FPT_RCV.3\[INSTALLER\]](#) by inherent memory cleanup in case of aborted loading and installation.

SF.CRYPTO Cryptographic Functionality

[SF.CRYPTO](#) provides key creation, key management, key deletion and cryptographic functionality. It provides the API in accordance to the Java Card API Specification [40] to fulfill [FCS_CKM.1](#), [FCS_CKM.2](#), [FCS_CKM.3](#), [FCS_CKM.4](#), and [FCS_COP.1](#). Proprietary solutions (e.g., key lengths not supported by the Java Card API) are supported following the Java Card API. [SF.CRYPTO](#) uses [SF.DATA_STORAGE](#) to support [FCS_CKM.1](#), [FCS_CKM.2](#), [FCS_CKM.3](#), [FCS_CKM.4](#), [FDP_RIP.1\[KEYS\]](#), and [FDP_SDI.2\[DATA\]](#). The Crypto Lib certified with the TOE hardware supports [FCS_COP.1](#) and [FPR_UNO.1](#).

SF.RNG Random Number Generator

[SF.RNG](#) provides secure random number generation to fulfill [FCS_CKM.1](#) and [FCS_RNG.1](#). Random numbers are generated by the Crypto Lib certified with the TOE hardware. [SF.RNG](#) provides an API according to the Java Card API Specification [40] to generate random numbers according to [FCS_RNG.1](#).

SF.DATA_STORAGE Secure Data Storage

[SF.DATA_STORAGE](#) provides a secure data storage for confidential data. It is used to store cryptographic keys (supports [FCS_CKM.1](#), [FCS_CKM.2](#), [FCS_CKM.3](#), and [FCS_CKM.4](#)) and to store PINs (supports [FIA_AFL.1\[PIN\]](#)). All data stored by [SF.DATA_STORAGE](#) is CRC32 integrity protected to fulfill [FDP_SDI.2\[DATA\]](#), [FAU_ARP.1](#), and [FPT_FLS.1](#). The stored data is AES encrypted to fulfill [FPR_UNO.1](#).

SF.PUF User Data Protection using PUF

SF.PUF implements a mechanism to seal/unseal the user data stored in shared memory against unintended disclosure. SF.PUF encrypts/decrypts the user data with a cryptographic key which is derived from the PUF data and stored directly in the hardware. SF.PUF calculates a MAC as a PUF authentication value. SF.PUF serves to seal/unseal the user data stored in the memory. The user data stored in the memory can be encrypted/decrypted using the PUF block. A MAC (message authentication code) can be calculated as a PUF authentication value. Hence, the user data can be sealed within the TOE and can be solely unsealed by the TOE. The cryptographic key for sealing/unsealing of the user data is generated with the help of a key derivation function based on the PUF block and the Random Number Generator (RNG). The PUF block provides the PUF data to the key derivation function and thereby the cryptographic key is derived. If the TOE is powered off, the PUF data is not available from the PUF block. Therefore SF.PUF is suitable to meet [FCS_CKM.1.1\[PUF\]](#) and [FCS_CKM.4.1\[PUF\]](#). The encryption/decryption of user data and the calculation of a MAC as a PUF authentication value are performed within the AES coprocessor. Therefore SF.PUF is suitable to meet [FCS_COP.1.1\[PUF_AES\]](#) and [FCS_COP.1.1\[PUF_MAC\]](#). Note that the RNG is used only once after the TOE is powered up.

SF.EXT_MEM External Memory

[SF.EXT_MEM](#) provides mechanisms to access memory subsystems which are not directly addressable by the Java Card runtime environment (Java Card RE) on the Java Card platform. The API is according to the Java Card API Specification [40] and implements the rules given in the EXTERNAL MEMORY access control SFP and thus fulfills [FDP_ACC.1\[EXT-MEM\]](#), [FDP_ACF.1\[EXT-MEM\]](#), [FMT_MSA.1\[EXT-MEM\]](#), [FMT_MSA.3\[EXT-MEM\]](#), and [FMT_SMF.1\[EXT-MEM\]](#).

[SF.OM](#) Java Object Management

[SF.OM](#) provides the object management for Java objects which are processed by [SF.JCVM](#). It provides object creation ([FDP_RIP.1\[OBJECTS\]](#)) and garbage collection according to the Java Card Runtime Environment Specification [41] to fulfill [FDP_RIP.1\[ODEL\]](#) and [FPT_FLS.1\[ODEL\]](#). [SF.OM](#) throws a Java Exception in case an object cannot be created as requested due to too less available memory. This fulfills [FAU_ARP.1](#) and [FPT_FLS.1](#).

[SF.MM](#) Memory Management

[SF.MM](#) provides deletion of memory for transient arrays, global arrays, and logical channels according to the Java Card Runtime Environment Specification [41]. Thus, it fulfills [FDP_RIP.1\[TRANSIENT\]](#) by granting access to and erasing of CLEAR_ON_RESET and CLEAR_ON_DESELECT transient arrays. It supports [FIA_ATD.1\[AID\]](#) when using logical channels and it fulfills [FDP_RIP.1\[APDU\]](#),

[FDP_RIP.1\[bArray\]](#) and [FDP_RIP.1\[GlobalArray_Refined\]](#) by clearing the APDU buffers for new incoming data, by clearing the bArray during application installation and preventing applications to keep a pointer to global arrays.

SF.PIN PIN Management

[SF.PIN](#) provides secure PIN management by using [SF.DATA_STORAGE](#) for PIN objects specified in the Java Card API Specification [40] and the GlobalPlatform Specification [36]. Thus, it fulfills [FDP_SDI.2\[DATA\]](#), [FIA_AFL.1\[PIN\]](#), and [FPR_UNO.1](#).

SF.PERS_MEM Persistent Memory Management

[SF.PERS_MEM](#) provides atomic write operations and transaction management according to the Java Card Runtime Environment Specification [41]. This supports [FAU_ARP.1](#), [FPT_FLS.1](#), and [FDP_ROL.1\[FIREWALL\]](#).

[SF.PERS_MEM](#) supports [FDP_RIP.1\[ABORT\]](#) together with [SF.JCVM](#) by halting the system in case of object creation in aborted transactions.

Low level write routines to persistent memory in [SF.PERS_MEM](#) perform checks for defect memory cells to fulfill [FAU_ARP.1](#) and [FPT_FLS.1](#).

SF.EDC Error Detection Code API

[SF.EDC](#) provides a Java API for user applications to perform high performing integrity checks based on a checksum on Java arrays [14], [16], [15]. The API throws a Java Exception in case the checksum is invalid. This supports [FAU_ARP.1](#) and [FPT_FLS.1](#).

SF.HW_EXC Hardware Exception Handling

[SF.HW_EXC](#) provides software exception handler to react on unforeseen events captured by the hardware (hardware exceptions). [SF.HW_EXC](#) catches the hardware exceptions, to ensure the system goes to a secure state to fulfill [FAU_ARP.1](#) and [FPT_FLS.1](#), as well as to increase the attack counter in order to resist physical manipulation and probing to fulfill [FPT_PHP.3](#).

SF.RM Restricted Mode

[SF.RM](#) provides a restricted mode that is entered when the [Attack Counter](#) reaches its limit. In restricted mode only limited functionality is available. Only the issuer is able to reset the [Attack Counter](#) to leave the restricted mode. This supports [FDP_ACC.2\[RM\]](#), [FDP_ACF.1\[RM\]](#), [FMT_MSA.3\[RM\]](#), [FMT_MSA.1\[RM\]](#), and [FMT_SMF.1\[RM\]](#). [SF.RM](#) only allows a limited set of operations to not identified and not authenticated users when in restricted mode. All other operations require identification and authentication ([FIA_UID.1\[RM\]](#), [FIA_UAU.1\[RM\]](#)).

SF.PID Platform Identification

[SF.PID](#) provides a platform identifier. This platform identifier is generated during the card image generation. The platform identifier contains IDs for:

- NVM content (stored during romizing)
- Patch Level (stored during romizing, can be changed during personalization if patch is loaded)

ROM code (stored during romizing)

ROM code checksum (stored during romizing or during first TOE boot).

It identifies unambiguously the NVM and ROM part of the TOE. This feature supports [FAU_SAS.1.1\[SCP\]](#) by using initialization data that is used for platform identification.

SF.SMG_NSC No Side-Channel

The TSF ensures that during command execution there are no usable variations in power consumption (measurable at e.g. electrical contacts) or timing (measurable at e.g. electrical contacts) that might disclose cryptographic keys or PINs. All functions of [SF.CRYPTO](#) except for SHA are resistant to side-channel attacks (e.g. timing attack, SPA, DPA, DFA, EMA, DEMA) (see [FPR_UNO.1](#) and [FPT_EMSEC.1](#)).

SF.ACC_SBX Secure Box

[SF.ACC_SBX](#) provides an environment to securely execute non-certified native code from third parties. [SF.ACC_SBX](#) ensures that only program code and data contained in the secure box can be accessed from within this secure box and therefore cannot harm, manipulate, or influence other parts of the TOE. This fulfills the SFRs [FDP_ACC.2\[SecureBox\]](#), [FDP_ACF.1\[SecureBox\]](#) and [FMT_MSA.1\[SecureBox\]](#).

Native code executed in the Secure Box is executed in User Mode. Access to the CPU mode, memory outside the Secure Box, the MMU segment table, and Special Function Registers which allow configuration of the MMU and allow System Management is prohibited for code executed in the Secure Box to fulfill [FDP_ACF.1\[SecureBox\]](#).

The MMU segment table to configure the MMU is part of the Secure Box which fulfills [FMT_MSA.3\[SecureBox\]](#). This MMU segment table can be modified during the prepersonalization in accordance with [FMT_MSA.3\[SecureBox\]](#) to specify alternative settings for initially restrictive values for the MMU segment table. This supports [FMT_SMF.1\[SecureBox\]](#).

SF.MOD_INVOC Module Invocation

[SF.MOD_INVOC](#) limits the invocation of code inside a Module to such Modules whose security attribute Module Presence has the restrictive default value “present”. This fulfills the [FMT_SMF.1\[MODULAR-DESIGN\]](#), [FMT_SMR.1\[MODULAR-DESIGN\]](#), [FMT_MSA.3\[MODULAR-DESIGN\]](#) and [FIA_UID.1\[MODULAR-DESIGN\]](#). Limiting the invocation to defined subjects [S.APPLET](#), [S.SD](#) and [S.JCRE](#) fulfills the [FDP_IFC.1\[MODULAR-DESIGN\]](#) and [FDP_IFF.1\[MODULAR-DESIGN\]](#). Throwing an exception in cases where the security attribute Module Presence has the value “not present” fulfills [FPT_FLS.1\[MODULAR-DESIGN\]](#). Deletion of a module may only be performed by [S.ADEL](#) which fulfills [FMT_MSA.1\[MODULAR-DESIGN\]](#). The Modules are identified by their associated unique AIDs, which fulfills [FIA_ATD.1\[MODULAR-DESIGN\]](#) and [FIA_USB.1\[MODULAR-DESIGN\]](#).

SF.SENS_RES Sensitive Result

[SF.SENS_RES](#) ensures that sensitive methods of the Java Card API store their results so that callers of these methods can assert their return values. If such a method returns abnormally with an exception then the stored result is tagged as Unassigned and any subsequent assertion of the result will fail. This fulfills [FDP_SDI.2\[SENSITIVE_RESULT\]](#).

8.3 Protection against Interference and Logical Tampering

The protection of JCOP 4 P71 against Interference and Logical Tampering is implemented in software within the TOE and supported by the hardware of the micro controller.

The software protection of the TOE makes use of software security services which allow to detect and react on manipulation of the TOE. Two types of reactions are used: If invalid data from outside the TOE is detected then it is assumed that the TOE was used in a wrong way. This is indicated by an appropriate Status Word or Exception. Detected deviations from the physical operating conditions and inconsistencies of internal states and program flow however are considered to be an attack to the TOE. In such cases an

internal Attack Counter is increased. Once the Attack Counter reaches the maximum value, the TOE will terminate itself.

Typical software security mechanisms implemented in the TOE are e.g.:

- Complex patterned values are used instead of boolean values which are sensible to tampering (only one bit needs to be changed to manipulate a *false* into a *true*).
- Small random delays are inserted in the program flow to make successful physical interfering more difficult.
- Secret information like Keys or PINs are stored encrypted in the TOE. The Masterkey to decrypt these is not accessible during normal operation.
- Critical data is read after it has been written to non volatile memory.
- Enhanced cryptographic support is based on the certified Crypto Lib for DES, AES, RSA, ECC and random number generation.
- Critical values (like PINs) are compared timing-invariant. This prevents from side channel attacks.

Further protection against Tampering and Logical Interference is realized by the MMU implemented in hardware. The MMU is able to perform access control to all types of memory and the special functions registers depending on the current operation.

JCOP 4 P71 defines several MMU contexts which restrict access to card internal resources. The standard context used for normal operation has no access to the cryptographic coprocessor. The context for cryptographic operation has no access to the communication interfaces. One special context has write access to the Master Key in the TOE. Afterwards the Master Keys can only be read, but only from a dedicated context which is used to decrypt keys stored in the secure data store. In all other contexts the Master Key is not accessible.

Additionally Interference and Logical Tampering is prevented by hardware security services. JCOP 4 OS runs on a certified smart card HW platform which protects against bypass by physical and logical means such as:

- cryptographic coprocessors (for symmetric and asymmetric cryptography) protected against DPA and Differential Fault Analysis (DFA),
- enhanced security sensors for clock frequency range, low and high temperature sensor, supply voltage sensors Single Fault Injection (SFI) attack detection, light sensors, and
- encryption of data stored in persistent and transient memory.

8.4 Protection against Bypass of Security Related Actions

JCOP 4 P71 prevents bypassing security related actions by several software counter measures. Different mechanism are used depending on the software environment.

Generally all input parameter are validated and in case of incorrect parameters the program flow is interrupted. Such event is indicated by an appropriate Status Word or Exception. This prevents the TOE from being attacked by undefined or unauthorized commands or data.

Basic protection is contributed by implementation of following standards within the TOE:

- Java Applets are separated from each other as defined in the Java Card specifications [\[40\]](#), [\[41\]](#), [\[42\]](#). The separation is achieved by implementation of the firewall which prevents Applets to access data belonging to a different Java Card context. Information sharing between different contexts is possible by supervision of the well defined Java Card Firewall mechanism implemented in the TOE.

- Access to security relevant Applications in the TOE (like Security Domains) is protected by the Secure Channel mechanism defined by GlobalPlatform [36]. The secure channel allows access to Applications only if the secret keys are known. Further protection implemented in JCOP 4 P71 prevent brute force attacks on the secret keys of the Secure Channel.

The following mechanisms ensure that it is not possible to access information from the Java Layer without being authorized to do so.

- Status informations like Life Cycle of Applets or the Authentication State of a Secure Channel are stored in complex patterned values which protects them from manipulation.
- Correct order of Java Card Byte Code execution is ensured by the Virtual Machine which detects if Byte Code of a wrong context is executed.
- Correct processing of Byte Codes is ensured by checking at the beginning and end of Byte Code execution that the same Byte Code is executed.

Execution of native code in JCOP 4 P71 is protected by following mechanisms:

- Critical execution paths of the TOE functionality are protected by program flow and call tree protection. This ensures that it is not possible to bypass security relevant checks and verifications.
- Critical conditions are evaluated twice. This ensures that physical attacks on the compared values are detected during security relevant checks and verifications.
- The true case in if-conditions leads to the less critical program flow or to an error case. This prevents attacks on the program flow during security relevant checks and verifications.
- At the exit of critical loops it is checked that the whole loop was processed. This prevents from manipulation of the program flow and jumping out of the loop.
- Critical parameters are checked for consistency. This prevents from attacks with manipulated parameters.

9 Bibliography

- [1] Bundesamt für Sicherheit in der Informationstechnik, Technische Richtlinie - Kryptographische Verfahren: Empfehlungen und Schlüssellängen, 09 January 2013, BSI-TR02102.
- [2] Common Criteria for Information Technology Security Evaluation, Part 1: Introduction and general model, April 2017, Version 3.1, Revision 5, CCMB-2017-04-001.
- [3] Common Criteria for Information Technology Security Evaluation, Part 2: Security functional components, April 2017, Version 3.1, Revision 5, CCMB-2017-04-002.
- [4] Common Criteria for Information Technology Security Evaluation, Part 3: Security assurance components, April 2017, Version 3.1, Revision 5, CCMB-2017-04-003.
- [5] Common Criteria Protection Profile, Machine Readable Travel Document with ICAO Application, Basic Access Control, registered and certified by Bundesamt fuer Sicherheit in der Informationstechnik (BSI) under the reference BSI-CC-PP-0055, Rev 1.10, 25 March 2009.
- [6] Common Methodology for Information Technology Security Evaluation, Evaluation Methodology, April 2017, Version 3.1, Revision 5, CCMB-2017-04-004.
- [7] FIPS 197: ADVANCED ENCRYPTION MISC (AES). <http://csrc.nist.gov/publications/fips/fips197/fips-197.pdf>.
- [8] FIPS PUB 140-2: FEDERAL INFORMATION PROCESSING STANDARDS PUBLICATION, Security Requirements for Cryptographic Modules, National Institute of Standards and Technology, 2001 May 25.
- [9] ICAO, TECHNICAL REPORT, Supplemental Access Control for Machine Readable Travel Documents, Version 1.1, 15 April 2014.
- [10] ISO/IEC 14443 Proximity Cards - Part 4: Transmission protocol - ISO/IEC 14443-2:2008.
- [11] ISO/IEC 14888-3:2006 Information technology - Security techniques - Digital signatures with appendix - Part 3: Discrete logarithm based mechanisms.
- [12] ISO/IEC 9797-1:1999 Information technology Security techniques Message Authentication Codes (MACs) Part 1: Mechanisms using a block cipher, 1999.
- [13] Java Card System - Open Configuration Protection Profile, December 2017, Version 3.0.5, Published by Oracle, Inc.
- [14] JCOP 4 P71, User manual for JCOP 4 P71, Rev. 4.4, DocNo 469544, 03 April 2023, NXP Semiconductors.
- [15] JCOP 4 SE050, JCOP 4 SE050 v4.7 R2.03.11 User Guidance and Administration Manual, Rev. 2.5, DocNo 564325, 26 September 2023, NXP Semiconductors.
- [16] JCOP 4 SE050, JCOP 4 SE050 v4.7 R2.00.11 User Guidance and Administration Manual, Rev. 2.2, DocNo 500322, 03 April 2023, NXP Semiconductors.
- [17] NIST Special Publication 800-38A Recommendation for BlockCipher Modes of Operation. <http://csrc.nist.gov/publication/nistpub/800-38a/sp800-38.pdf>.
- [18] NIST Special Publication 800-56A Recommendation for Pair-Wise Key Establishment Schemes Using Discrete Logarithm Cryptography. <http://dx.doi.org/10.6028/NIST.SP.800-56Ar2>.
- [19] NIST Special Publication 800-73-4 Interfaces for Personal Identity Verification - Part 2: PIV Card Application Card Command Interface. <http://dx.doi.org/10.6028/NIST.SP.800-73-4>.
- [20] NXP Secure Smart Card Controller N7121, Product data sheet, Rev. 3.3, 2020-04-15.

- [21] NXP Secure Smart Card Controller N7121 with IC Dedicated Software and Crypto Library (R1/R2/R3/R4), Security Target, Rev. 2.9, 17 January 2024, BSI-DSZ-CC-1136.
- [22] NXP Semiconductors, <https://www.docstore.nxp.com>.
- [23] PUF Key derivation function specification, NXP Semiconductors, BUID, 2014.
- [24] SE050 Family, Data Sheet, v3.7, DocNo. 504937, 27 October, NXP Semiconductors.
- [25] Security IC Platform Protection Profile, registered and certified by Bundesamt fuer Sicherheit in der Informa-tionstechnik (BSI) under the reference BSI-CC-PP-0084-2014, Rev 1.0, 13 January 2014.
- [26] The Java Language Specification. Third Edition, May 2005. Gosling, Joy, Steele and Bracha. ISBN 0-32124678-0.
- [27] The Java Virtual Machine Specification. Lindholm, Yellin. ISBN 0-201-43294-3.
- [28] TPM Rev. 2.0: Trusted Platform Module Library Specification, Family "2.0", Level 00, Revision 01.07- March 2014.
- [29] UM10204, I2C-bus specification and user manual, Rev. 6, 4 April 2014, available at http://www.nxp.com/documents/user_manual/UM10204.pdf.
- [30] Java Card System MISC 2.2 Configuration Protection Profile, Version 1.0b, August 2003.
- [31] Java Card System Protection Profile Collection, Version 1.0b, August 2003.
- [32] ISO 7816-3: Part 3: Cards with contacts - Electrical interface and transmission protocols, Nov 2006.
- [33] RFC 5869, HMAC-based Extract-and-Expand Key Derivation Function (HKDF), May 2010.
- [34] GlobalPlatform Card Mapping Guidelines of Existing GP v2.1.1 Implementation on v2.2.1, January 2011.
- [35] Security Upgrade for Card Content Management Card Specification v2.2 - Amendment E v1.0, November 2011.
- [36] Contactless Services, GlobalPlatform Card Specification v 2.2 - Amendment C v1.0.1, February 2012.
- [37] GlobalPlatform Card Technology, Secure Channel Protocol '03', Card Specification v 2.2 - Amendment D v1.1.1, July 2014.
- [38] GlobalPlatform Card Common Implementation Configuration v2.0, December 2015.
- [39] GlobalPlatform Card Specification 2.3, GPC_SPE_034, GlobalPlatform Inc., October 2015.
- [40] Published by Oracle. Java Card 3 Platform, Application Programming Interface, Classic Edition, Version 3.0.5., May 2015.
- [41] Published by Oracle. Java Card 3 Platform, Runtime Environment Specification, Classic Edition, Version 3.0.5., May 2015.
- [42] Published by Oracle. Java Card 3 Platform, Virtual Machine Specification, Classic Edition, Version 3.0.5., May 2015.
- [43] Bundesamt fuer Sicherheit in der Informationstechnik. Anwendungshinweise und Interpretationen zum Schema, AIS 20: Funktionalitaetsklassen und Evaluationsmethodologie fuer deterministische Zufallszahlen-generatoren, Version 2.1, 2.12.2011.

10 Glossary

AID Application Identifier, an ISO-7816 data format used for unique identification of Java Card applications (and certain kinds of files in card file systems). The Java Card platform uses the AID data format to identify applets and packages. AIDs are administered by the International Standards Organization (ISO), so they can be used as unique identifiers.

AIDs are also used in the security policies (see 'Context' below): applets' AIDs are related to the selection mechanisms, packages' AIDs are used in the enforcement of the firewall. Note: although they serve different purposes, they share the same name space.

APDU buffer The APDU buffer is the buffer where the messages sent (received) by the card depart from (arrive to). The JCRE owns an APDU object (which is a JCRE Entry Point and an instance of the javacard.framework.APDU class) that encapsulates APDU messages in an internal byte array, called the APDU buffer. This object is made accessible to the currently selected applet when needed, but any permanent access (out-of-selection-scope) is strictly prohibited for security reasons.

applet The name is given to a Java Card technology-based user application. An applet is the basic piece of code that can be selected for execution from outside the card. Each applet on the card is uniquely identified by its AID.

applet deletion manager The on-card component that embodies the mechanisms necessary to delete an applet or library and its associated data on smart cards using Java Card technology.

context A context is an object-space partition associated to a package. Applets within the same Java technology-based package belong to the same context. The firewall is the boundary between contexts (see "current context").

current context The JCRE keeps track of the current Java Card System context (also called "the active context"). When a virtual method is invoked on an object, and a context switch is required and permitted, the current context is changed to correspond to the context of the applet that owns the object. When that method returns, the previous context is restored. Invocations of static methods have no effect on the current context. The current context and sharing status of an object together determine if access to an object is permissible.

currently selected applet The applet has been selected for execution in the current session. The Java Card RE keeps track of the currently selected Java Card applet. Upon receiving a SELECT command from the CAD or PCD with this applet's AID, the Java Card RE makes this applet the currently selected applet over the I/O interface that received the command. The Java Card RE sends all further APDU commands received over each interface to the currently selected applet on this interface ([43], Glossary).

default applet The applet that is selected after a card reset ([43], §4.1).

installer The installer is the on-card application responsible for the installation of applets on the card. It may perform (or delegate) mandatory security checks according to the card issuer policy (for bytecode-verification, for instance), loads and link packages (CAP file(s)) on the card to a suitable form for the Java Card VM to execute the code they contain. It is a subsystem of what is usually called "card manager"; as such, it can be seen as the portion of the card manager that belongs to the TOE.

The installer has an AID that uniquely identifies him, and may be implemented as a Java Card applet. However, it is granted specific privileges on an implementation-specific manner ([43], §10).

interface A special kind of Java programming language class, which declares methods, but provides no implementation for them. A class may be declared as being the implementation of an interface, and in this case must contain an implementation for each of the methods declared by the interface (See also shareable interface).

Java Card RE The runtime environment under which Java programs in a smart card are executed. It is in charge of all the management features such as applet lifetime, applet isolation, object sharing, applet loading, applet initializing, transient objects, the transaction mechanism and so on.

Java Card RE Entry Point An object owned by the Java Card RE context but accessible by any application. These methods are the gateways through which applets request privileged Java Card RE services: the instance methods associated to those objects may be invoked from any context, and when that occurs, a context switch to the Java Card RE context is performed.

There are two categories of Java Card RE Entry Point Objects: Temporary ones and Permanent ones. As part of the firewall functionality, the Java Card RE detects and restricts attempts to store references to these objects.

Java Card RMI Java Card Remote Method Invocation is the Java Card System version 2.2 and 3 Classic Edition mechanism enabling a client application running on the CAD platform to invoke a method on a remote object on the card. Notice that in Java Card System, version 2.1.1, the only method that may be invoked from the CAD is the process method of the applet class and that in Java Card System, version 3 Classic Edition, this functionality is optional.

Java Card System Java Card System includes the Java Card RE, the Java Card VM, the Java Card API and the installer.

Java Card VM The embedded interpreter of bytecodes. The Java Card VM is the component that enforces separation between applications (firewall) and enables secure data sharing.

logical channel A logical link to an application on the card. A new feature of the Java Card System, version 2.2 and 3 Classic Edition, that enables the opening of simultaneous sessions with the card, one per logical channel. Commands issued to a specific logical channel are forwarded to the active applet on that logical channel. Java Card platform, version 2.2.2 and 3 Classic Edition, enables opening up to twenty logical channels over each I/O interface (contacted or contactless).

NVRAM Non-Volatile Random Access Memory, a type of memory that retains its contents when power is turned off.

object deletion The Java Card System version 2.2 and 3 Classic Edition mechanism ensures that any unrefer-enced persistent (transient) object owned by the current context is deleted. The associated memory space is recovered for reuse prior to the next card reset.

PCD Proximity Coupling Device. The PCD is a contactless card reader device. **PICC** Proximity Card. The PICC is a card with contactless capabilities.

Secure Box The Secure Box is a construct which allows to run non certified third party native code and ensures that this code cannot harm, influence or manipulate the JCOP operating system or any of the applets executed by the operating system.

Secure Box Native Library The Secure Box Native Library is non certified third party native code running in the Secure Box.

shareable interface An interface declaring a collection of methods that an applet accepts to share with other applets. These interface methods can be invoked from an applet in a context different from the context of the object implementing the methods, thus “traversing” the firewall.

SIO An object of a class implementing a shareable interface.

subject An active entity within the TOE that causes information to flow among objects or change the system’s status. It usually acts on the behalf of a user. Objects can be active and thus are also subjects of the TOE.

transient object An object whose contents are not preserved across CAD sessions. The contents of these objects are cleared at the end of the current CAD session or when a card reset is performed. Writes to the fields of a transient object are not affected by transactions.

user Any application interpretable by the Java Card RE. That also covers the packages. The associated subject(s), if applicable, is (are) an object(s) belonging to the `javacard.framework.applet` class.

11 Acronyms

3DES Data Encryption Standard with 3 keys.

AES Advanced Encryption Standard.

AES CCM AES in Counter with CBC-MAC mode.

AP Application Provider.

APSD Application Provider Security Domain.

CAD Card Acceptance Device. **CRT** Chinese Remainder Theorem. **Crypto Lib** Crypto Library.

DAP Data Authentication Pattern. **DFA** Differential Fault Analysis. **DPA** Differential Power Analysis.

ECC Elliptic Curve Cryptography.

ECDA Elliptic Curve Direct Anonymous Attestation.

GP GlobalPlatform.

HKDF HMAC based Key Derivation Function.

HMAC Keyed-Hash Message Authentication Code.

ICV Initial Chaining Vector. **ISD** Issuer Security Domain.

JCOP 4 OS JCOP 4 Operating System.

12 Legal information

12.1 Definitions

Draft — A draft status on a document indicates that the content is still under internal review and subject to formal approval, which may result in modifications or additions. NXP Semiconductors does not give any representations or warranties as to the accuracy or completeness of information included in a draft version of a document and shall have no liability for the consequences of use of such information.

12.2 Disclaimers

Limited warranty and liability — Information in this document is believed to be accurate and reliable. However, NXP Semiconductors does not give any representations or warranties, expressed or implied, as to the accuracy or completeness of such information and shall have no liability for the consequences of use of such information. NXP Semiconductors takes no responsibility for the content in this document if provided by an information source outside of NXP Semiconductors.

In no event shall NXP Semiconductors be liable for any indirect, incidental, punitive, special or consequential damages (including - without limitation - lost profits, lost savings, business interruption, costs related to the removal or replacement of any products or rework charges) whether or not such damages are based on tort (including negligence), warranty, breach of contract or any other legal theory.

Notwithstanding any damages that customer might incur for any reason whatsoever, NXP Semiconductors' aggregate and cumulative liability towards customer for the products described herein shall be limited in accordance with the Terms and conditions of commercial sale of NXP Semiconductors.

Right to make changes — NXP Semiconductors reserves the right to make changes to information published in this document, including without limitation specifications and product descriptions, at any time and without notice. This document supersedes and replaces all information supplied prior to the publication hereof.

Suitability for use — NXP Semiconductors products are not designed, authorized or warranted to be suitable for use in life support, life-critical or safety-critical systems or equipment, nor in applications where failure or malfunction of an NXP Semiconductors product can reasonably be expected to result in personal injury, death or severe property or environmental damage. NXP Semiconductors and its suppliers accept no liability for inclusion and/or use of NXP Semiconductors products in such equipment or applications and therefore such inclusion and/or use is at the customer's own risk.

Applications — Applications that are described herein for any of these products are for illustrative purposes only. NXP Semiconductors makes no representation or warranty that such applications will be suitable for the specified use without further testing or modification.

Customers are responsible for the design and operation of their applications and products using NXP Semiconductors products, and NXP Semiconductors accepts no liability for any assistance with applications or customer product design. It is customer's sole responsibility to determine whether the NXP Semiconductors product is suitable and fit for the customer's applications and products planned, as well as for the planned application and use of customer's third party customer(s). Customers should provide appropriate design and operating safeguards to minimize the risks associated with their applications and products.

NXP Semiconductors does not accept any liability related to any default, damage, costs or problem which is based on any weakness or default in the customer's applications or products, or the application or use by customer's third party customer(s). Customer is responsible for doing all necessary testing for the customer's applications and products using NXP Semiconductors products in order to avoid a default of the applications and the products or of the application or use by customer's third party customer(s). NXP does not accept any liability in this respect.

Export control — This document as well as the item(s) described herein may be subject to export control regulations. Export might require a prior authorization from competent authorities.

Evaluation products — This product is provided on an "as is" and "with all faults" basis for evaluation purposes only. NXP Semiconductors, its affiliates and their suppliers expressly disclaim all warranties, whether express, implied or statutory, including but not limited to the implied warranties of non-infringement, merchantability and fitness for a particular purpose. The entire risk as to the quality, or arising out of the use or performance, of this product remains with customer.

In no event shall NXP Semiconductors, its affiliates or their suppliers be liable to customer for any special, indirect, consequential, punitive or incidental damages (including without limitation damages for loss of business, business interruption, loss of use, loss of data or information, and the like) arising out of the use of or inability to use the product, whether or not based on tort (including negligence), strict liability, breach of contract, breach of warranty or any other theory, even if advised of the possibility of such damages.

Notwithstanding any damages that customer might incur for any reason whatsoever (including without limitation, all damages referenced above and all direct or general damages), the entire liability of NXP Semiconductors, its affiliates and their suppliers and customer's exclusive remedy for all of the foregoing shall be limited to actual damages incurred by customer based on reasonable reliance up to the greater of the amount actually paid by customer for the product or five dollars (US\$5.00). The foregoing limitations, exclusions and disclaimers shall apply to the maximum extent permitted by applicable law, even if any remedy fails of its essential purpose.

Translations — A non-English (translated) version of a document, including the legal information in that document, is for reference only. The English version shall prevail in case of any discrepancy between the translated and English versions.

Security — Customer understands that all NXP products may be subject to unidentified vulnerabilities or may support established security standards or specifications with known limitations. Customer is responsible for the design and operation of its applications and products throughout their lifecycles to reduce the effect of these vulnerabilities on customer's applications and products. Customer's responsibility also extends to other open and/or proprietary technologies supported by NXP products for use in customer's applications. NXP accepts no liability for any vulnerability. Customer should regularly check security updates from NXP and follow up appropriately.

Customer shall select products with security features that best meet rules, regulations, and standards of the intended application and make the ultimate design decisions regarding its products and is solely responsible for compliance with all legal, regulatory, and security related requirements concerning its products, regardless of any information or support that may be provided by NXP.

NXP has a Product Security Incident Response Team (PSIRT) (reachable at PSIRT@nxp.com) that manages the investigation, reporting, and solution release to security vulnerabilities of NXP products.

12.3 Trademarks

Notice: All referenced brands, product names, service names, and trademarks are the property of their respective owners.

NXP — wordmark and logo are trademarks of NXP B.V.

Tables

Tab. 1.	ST Reference and TOE Reference	3	Tab. 50.	A.VERIFICATION-AUTHORITY	57
Tab. 2.	Reference To Certified Micro Controller	7	Tab. 51.	SAS Component	58
Tab. 3.	Java Card Specification Version	8	Tab. 52.	Requirement Groups	60
Tab. 4.	GlobalPlatform Version	8	Tab. 53.	Subject Descriptions	61
Tab. 5.	JCOP Configurations and versions	8	Tab. 54.	Object Groups	61
Tab. 6.	TOE Life Cycle within Product Life Cycle	10	Tab. 55.	Information Groups	62
Tab. 7.	Life cycle	10	Tab. 56.	Security Attribute Description	62
Tab. 8.	Delivery Items	12	Tab. 57.	Operation Description	64
Tab. 9.	CarG SFRs refinements	19	Tab. 58.	FDP_ACF.1.1[FIREWALL] assignment	66
Tab. 10.	User Data Assets	27	Tab. 59.	FDP_IFF.1.1[JCVM] assignment	69
Tab. 11.	TSF Data Assets	28	Tab. 60.	FDP_ACF.1.1[ADEL] assignment	85
Tab. 12.	SPDs of the TOE vs. Objectives	41	Tab. 61.	Object and security attribute	96
Tab. 13.	T.CONFID-APPLI-DATA	44	Tab. 62.	Subject/information and security attribute	98
Tab. 14.	T.CONFID-JCS-CODE	46	Tab. 63.	FDP_ACF.1.1[RM] assignment	105
Tab. 15.	T.CONFID-JCS-DATA	46	Tab. 64.	OT.SID	110
Tab. 16.	T.INTEG-APPLI-CODE	46	Tab. 65.	OT.SID_MODULE	111
Tab. 17.	T.INTEG-APPLI-CODE.LOAD	47	Tab. 66.	OT.FIREWALL	111
Tab. 18.	T.INTEG-APPLI-DATA[REFINED]	47	Tab. 67.	OT.GLOBAL_ARRAYS_CONFID	112
Tab. 19.	T.INTEG-APPLI-DATA.LOAD	49	Tab. 68.	OT.GLOBAL_ARRAYS_INTEG	113
Tab. 20.	T.INTEG-JCS-CODE	49	Tab. 69.	OT.NATIVE	114
Tab. 21.	T.INTEG-JCS-DATA	49	Tab. 70.	OT.OPERATE	114
Tab. 22.	T.SID.1	50	Tab. 71.	OT.REALLOCATION	115
Tab. 23.	T.SID.2	50	Tab. 72.	OT.RESOURCES	115
Tab. 24.	T.EXE-CODE.1	51	Tab. 73.	OT.SENSITIVE_RESULTS_INTEG	116
Tab. 25.	T.EXE-CODE.2	51	Tab. 74.	OT.ALARM	116
Tab. 26.	T.NATIVE	51	Tab. 75.	OT.CIPHER	117
Tab. 27.	T.MODULE_EXEC	52	Tab. 76.		117
Tab. 28.	T.RESOURCES	52	Tab. 77.	OT.KEY-MNGT	117
Tab. 29.	T.UNAUTHORIZED_CARD_MNGT	53	Tab. 78.	OT.PIN-MNGT	118
Tab. 30.	T.COM_EXPLOIT	53	Tab. 79.	OT.TRANSACTION	118
Tab. 31.	T.LIFE_CYCLE	53	Tab. 80.	OT.OBJ-DELETION	119
Tab. 32.	T.OBJ-DELETION	53	Tab. 81.	OT.APPLI-AUTH	119
Tab. 33.	T.PHYSICAL	54	Tab. 82.	OT.DOMAIN-RIGHTS	119
Tab. 34.	T.OS_OPERATE	54	Tab. 83.	OT.COMM_AUTH	121
Tab. 35.	T.RND	54	Tab. 84.	OT.COMM_INTEGRITY	121
Tab. 36.	T.CONFIG	55	Tab. 85.	OT.COMM_CONFIDENTIALITY	122
Tab. 37.	T.MODULE_REPLACEMENT	55	Tab. 86.	OT.EXT-MEM	123
Tab. 38.	T.ATTACK-COUNTER	55	Tab. 87.		123
Tab. 39.	OSP.VERIFICATION	55	Tab. 88.	OT.SCP.IC	125
Tab. 40.	OSP.PROCESS-TOE	56	Tab. 89.	OT.SCP.RECOVERY	126
Tab. 41.	OSP.KEY-CHANGE	56	Tab. 90.	OT.SCP.SUPPORT	126
Tab. 42.	OSP.SECURITY-DOMAINS	56	Tab. 91.	OT.IDENTIFICATION	126
Tab. 43.	OSP.SECURE-BOX	56	Tab. 92.	OT.RND	126
Tab. 44.	A.APPLI	56	Tab. 93.	OT.CARD-CONFIGURATION	127
Tab. 45.	A.VERIFICATION	57	Tab. 94.	OT.SEC_BOX_FW	127
Tab. 46.	A.USE_DIAG	57	Tab. 95.		128
Tab. 47.	A.USE_KEYS	57	Tab. 96.	OT.RESTRICTED-MODE	128
Tab. 48.	A.PROCESS-SEC-IC	57	Tab. 97.	SFRs Dependencies	128
Tab. 49.	A.APPS-PROVIDER	57	Tab. 98.	Security Functionality	135

Figures

Fig. 1. Components of the TOE 4 Fig. 2. EMSEC Component 59

Contents

1	ST Introduction (ASE_INT)	3	4.2.8	Miscellaneous	31
1.1	ST Reference and TOE Reference	3	4.2.9	Operating System	31
1.2	TOE overview	3	4.2.10	Random Numbers	32
1.2.1	Usage and Major Security Features of the TOE	4	4.2.11	Configuration Module	32
1.2.2	TOE Type	6	4.2.12	Secure Box	32
1.2.3	Required non-TOE Hardware/Software/Firmware	6	4.2.13	Module replacement	32
1.3	TOE Description	6	4.2.14	Restricted Mode	32
1.3.1	TOE Components and Composite Certification	6	4.3	Organisational Security Policies	33
1.3.1.1	Micro Controller	7	4.4	Assumptions	33
1.3.1.2	Security IC Dedicated Software	7	5	Security Objectives	35
1.3.1.3	Security IC Embedded Software	7	5.1	Security Objectives for the TOE	35
1.3.1.4	Excluded functionality	9	5.1.1	Identification	35
1.3.2	Optional TOE Functionality	9	5.1.2	Executive	35
1.3.3	TOE Life Cycle	9	5.1.3	Services	36
1.3.4	TOE Identification	12	5.1.4	Object Deletion	36
1.3.4.1	TOE Delivery	12	5.1.5	Applet Management	37
1.3.4.2	TOE Identification	12	5.1.6	External Memory	37
1.3.5	Evaluated Package Types	13	5.1.7	Card Management	37
2	Conformance Claims (ASE_CCL)	14	5.1.8	Smart Card Platform	38
2.1	CC Conformance Claim	14	5.1.9	Secure Box	39
2.2	Package Claim	14	5.1.10	Random Numbers	39
2.3	PP Claim	14	5.1.11	Configuration Module	39
2.4	Conformance Claim Rationale	14	5.1.12	Restricted Mode	39
2.4.1	TOE Type	14	5.2	Security Objectives for the Operational Environment	39
2.4.2	SPD Statement	14	5.3	Security Objective Rational	41
2.4.2.1	Threats	15	5.3.1	Threats	44
2.4.2.2	Organizational Security Policies	15	5.3.1.1	Confidentiality	44
2.4.2.3	Assumptions	16	5.3.1.2	Integrity	46
2.4.3	Security Objectives Statement	16	5.3.1.3	Identity Usurpation	50
2.4.4	Security Functional Requirement Statement	18	5.3.1.4	Unauthorized Execution	51
3	Security Aspects	21	5.3.1.5	Denial of Service	52
3.1	Confidentiality	21	5.3.1.6	Card Management	52
3.2	Integrity	21	5.3.1.7	Services	53
3.3	Unauthorized Executions	22	5.3.1.8	Miscellaneous	53
3.4	Bytecode Verification	22	5.3.1.9	Operating System	54
3.5	Card Management	23	5.3.1.10	Random Numbers	54
3.6	Services	24	5.3.1.11	Configuration Module	54
3.7	External Memory	25	5.3.1.12	Module replacement	55
3.8	Configuration Module	25	5.3.1.13	Restricted Mode	55
3.9	Modular Design	26	5.3.2	Organisational Security Policies	55
3.10	Restricted Mode	26	5.3.2.1	OSP.VERIFICATION	55
4	Security (Problem Definition (ASE_SPD))	27	5.3.2.2	OSP.PROCESS-TOE	56
4.1	Assets	27	5.3.2.3	OSP.KEY-CHANGE	56
4.1.1	User Data	27	5.3.2.4	OSP.SECURITY-DOMAINS	56
4.1.2	TSF Data	28	5.3.2.5	OSP.SECURE-BOX	56
4.2	Threats	28	5.3.3	Assumptions	56
4.2.1	Confidentiality	28	5.3.3.1	A.APPLET	56
4.2.2	Integrity	29	5.3.3.2	A.VERIFICATION	57
4.2.3	Identity Usurpation	29	5.3.3.3	A.USE_DIAG	57
4.2.4	Unauthorized Execution	30	5.3.3.4	A.USE_KEYS	57
4.2.5	Denial of Service	30	5.3.3.5	A.PROCESS-SEC-IC	57
4.2.6	Card Management	30	5.3.3.6	A.APPS-PROVIDER	57
4.2.7	Services	31	5.3.3.7	A.VERIFICATION-AUTHORITY	57
			6	Extended Components Definition (ASE_ECD)	58

6.1	Definition of Family “Audit Data Storage (FAU_SAS)”	58	7.4.4.1	OT.OBJ-DELETION	119
6.1.1	FAU_SAS Audit data storage	58	7.4.5	Applet Management	119
6.2	Definition of Family “TOE emanation (FPT_EMSEC)”	58	7.4.5.1	OT.APPLI-AUTH	119
7	Security Requirements (ASE_REQ)	60	7.4.5.2	OT.DOMAIN-RIGHTS	119
7.1	Definitions	60	7.4.5.3	OT.COMM_AUTH	121
7.1.1	Groups	60	7.4.5.4	OT.COMM_INTEGRITY	121
7.1.2	Subjects	61	7.4.5.5	OT.COMM_CONFIDENTIALITY	122
7.1.3	Objects	61	7.4.6	External Memory	123
7.1.4	Informations	62	7.4.6.1	OT.EXT-MEM	123
7.1.5	Security Attributes	62	7.4.7	Card Management	123
7.1.6	Operations	64	7.4.7.1	OT.CARD-MANAGEMENT	123
7.2	Security Functional Requirements	65	7.4.8	Smart Card Platform	125
7.2.1	COREG_LC Security Functional Requirements	65	7.4.8.1	OT.SCP.IC	125
7.2.1.1	Firewall Policy	65	7.4.8.2	OT.SCP.RECOVERY	126
7.2.1.2	Application Programming Interface	72	7.4.8.3	OT.SCP.SUPPORT	126
7.2.1.3	Card Security Management	78	7.4.8.4	OT.IDENTIFICATION	126
7.2.1.4	AID Management	82	7.4.9	Random Numbers	126
7.2.2	INSTG Security Functional Requirements	83	7.4.9.1	OT.RND	126
7.2.3	ADELG Security Functional Requirements	84	7.4.10	Configuration Module	127
7.2.4	RMIG Security Functional Requirements	88	7.4.10.1	OT.CARD-CONFIGURATION	127
7.2.5	ODELG Security Functional Requirements	88	7.4.11	Secure Box	127
7.2.6	CarG Security Functional Requirements	89	7.4.11.1	OT.SEC_BOX_FW	127
7.2.7	EMG Security Functional Requirements	96	7.4.12	Restricted Mode	128
7.2.8	ConfG Security Functional Requirements	98	7.4.12.1	OT.ATTACK-COUNTER	128
7.2.9	SecBoxG Security Functional Requirements	100	7.4.12.2	OT.RESTRICTED-MODE	128
7.2.10	ModDesG Security Functional Requirements	102	7.5	SFR Dependencies	128
7.2.11	RMG Security Functional Requirements	104	7.5.1	Rationale for Exclusion of Dependencies	133
7.2.12	Further Security Functional Requirements	106	7.6	Security Assurance Requirements Rationale	134
7.3	Security Assurance Requirements	109	8	TOE summary specification (ASE_TSS)	135
7.4	Security Requirements Rationale for the TOE	110	8.1	Introduction	135
7.4.1	Identification	110	8.2	Security Functionality	135
7.4.1.1	OT.SID	110	8.3	Protection against Interference and Logical Tampering	139
7.4.1.2	OT.SID_MODULE	111	8.4	Protection against Bypass of Security Related Actions	140
7.4.2	Execution	111	9	Bibliography	142
7.4.2.1	OT.FIREWALL	111	10	Glossary	144
7.4.2.2	OT.GLOBAL_ARRAYS_CONFID	112	11	Acronyms	147
7.4.2.3	OT.GLOBAL_ARRAYS_INTEG	113	12	Legal information	148
7.4.2.4	OT.NATIVE	114			
7.4.2.5	OT.OPERATE	114			
7.4.2.6	OT.REALLOCATION	115			
7.4.2.7	OT.RESOURCES	115			
7.4.2.8	OT.SENSITIVE_RESULTS_INTEG	116			
7.4.3	Services	116			
7.4.3.1	OT.ALARM	116			
7.4.3.2	OT.CIPHER	117			
7.4.3.3	OT.RNG	117			
7.4.3.4	OT.KEY-MNGT	117			
7.4.3.5	OT.PIN-MNGT	118			
7.4.3.6	OT.TRANSACTION	118			
7.4.4	Object Deletion	119			

Please be aware that important notices concerning this document and the product(s) described herein, have been included in section 'Legal information'.